

The Peoples Gas and North Shore Gas Natural Gas Savings Programs

Program Year 3, Quarter 3 Results

Illinois Stakeholder Advisory Group

Pat Michalkiewicz — Peoples Gas / North Shore Gas

Ed Carroll, Paul Isaac — Franklin Energy Services

Tuesday, April 29, 2014

Overview: PY3 Residential Programs

Home Energy Jumpstart

(co-delivered with ComEd)

- Free energy assessment, direct install measures including programmable thermostats, showerheads, faucet aerators, pipe insulation and CFLs
- Single-family homes, two-flats, townhomes and condos

Home Energy Rebate

- Rebates include furnaces, water heaters, boilers, tune ups, attic insulation, pipe insulation
- Complete System Replacement: joint furnace central air conditioner offer co-delivered with ComEd
- On-bill financing option for qualifying furnaces and boilers

Home Energy Reports

- Customer education, awareness, drive to action
- Comparison to self, "neighbor"
- Mailing to 144,000 PGL and 87,500 NSG residential customers
- Launched PY3...acting on lessons, findings from potential study completed at end of PY2 for the PY4 – 6 programs



Home Energy Report
Account number: [REDACTED]
Report period: 08/01/13-10/01/13

This report gives you context on your energy use to help you make smart energy saving decisions. For a full list of energy saving products and services for purchase, including rebates from Peoples Gas, visit:
peoplesgasrebates.com

Last Winter Comparison | You used **130% more** natural gas than your efficient neighbors.
Your usage last winter: Nov '12-Mar '13

Category	Efficient Neighbors	YOU	All Neighbors
Usage	268 Therms*	349 Therms*	268 Therms*

* Therms: Standard unit of measuring heat energy.

Who are your Neighbors?

- **All Neighbors:** Approximately 150 occupied apartments or condos that have gas heat and are either in the same building or nearby (0.11 mi away).
- **Efficient Neighbors:** The most efficient 25 percent from the "All Neighbors" group.

Get your home (and your wallet) ready for winter
Replacing your furnace or boiler with an energy-efficient model can reduce your heating costs by hundreds of dollars each year. And you can save even more with a rebate from Peoples Gas.

reduced costs + rebates = smart savings

Start saving today! Visit peoplesgasrebates.com.

Turn over for savings →

Overview: PY3 Residential Programs

Multi-Family Comprehensive Energy Efficiency

(co-delivered with ComEd during PY3/6)

- Free energy assessment
- Direct installation offering
- Trade Ally Partner Installation (TAPI) program
- Standard and custom rebates
- On-bill financing option for qualifying measures
- Given customer base, extremely important component of PGL portfolio



Overview: PY3 Business Programs

Small Business Energy Savings Program (SBES)

(co-delivered with ComEd during PY3/6)

- Targeted services to help small business customers to understand, take advantage of energy saving opportunities (<100 kW, <60k therms annual use)
- Free energy assessment
- Trade Ally Partner program
- Standard and custom rebates
- New option for qualifying measures



Commercial and Industrial (C&I)

- Incentives offered for capital energy efficiency improvements to C&I facilities using more than 60,000 therms per year
- Standard incentives, custom incentives, engineering study grants, gas optimization incentives, retro-commissioning services (in conjunction with ComEd)



PGL Portfolio Results Q3, PY3



Overall Utility EEP Portfolio			
Energy Savings (Net Therms)			
Indicator	Cumulative Net Therms YTD	Current PY3 Goal*	PY Pct. Achieved
Total	5,234,994	6,692,030	78%
Program Costs			
Indicator	Cumulative Costs YTD	Current Budget	Pct. Invoiced
Total	\$15,091,111	\$36,316,858	42%

Utility EEP Residential Programs			
Energy Savings (Net Therms)			
Indicator	Cumulative Net Therms YTD	Current PY3 Goal**	PY Pct. Achieved
Total	3,728,557	3,449,030	108%
Program Costs			
Indicator	Cumulative Costs YTD	Current Budget	Pct. Invoiced
Total	\$7,388,398	\$10,080,550	73%

Utility EEP Business Programs			
Energy Savings (Net Therms)			
Indicator	Cumulative Net Therms YTD	Current PY3 Goal**	PY Pct. Achieved
Total	1,506,437	3,243,000	46%
Program Costs			
Indicator	Cumulative Costs YTD	Current Budget	Pct. Invoiced
Total	\$3,689,483	\$15,593,474	24%

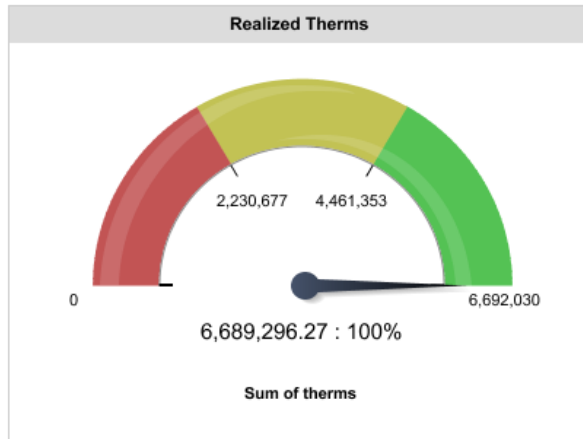
PGL Portfolio Current Results - PY3 YTD

Peoples Gas - 1 Portfolio Results PY3

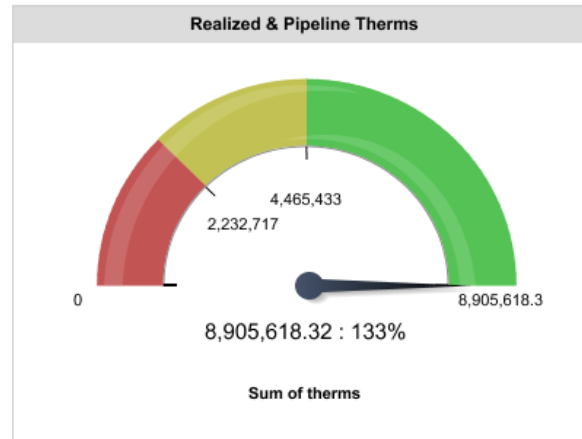
Find a dashboard...

Clone Refresh As of Today at 10:47 AM

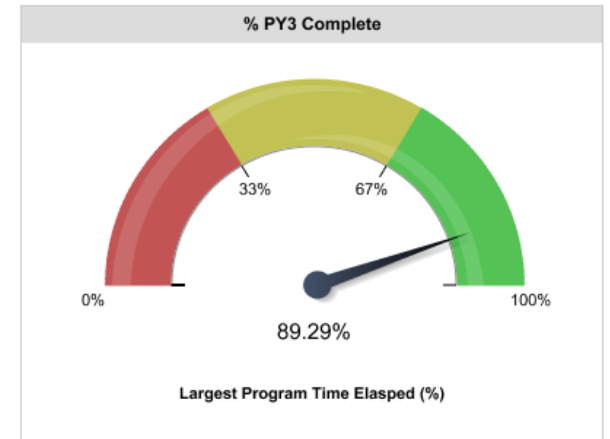
Therm Savings YTD vs. Goal



Therm Savings YTD vs. Goal



Program Year Time Elapsed

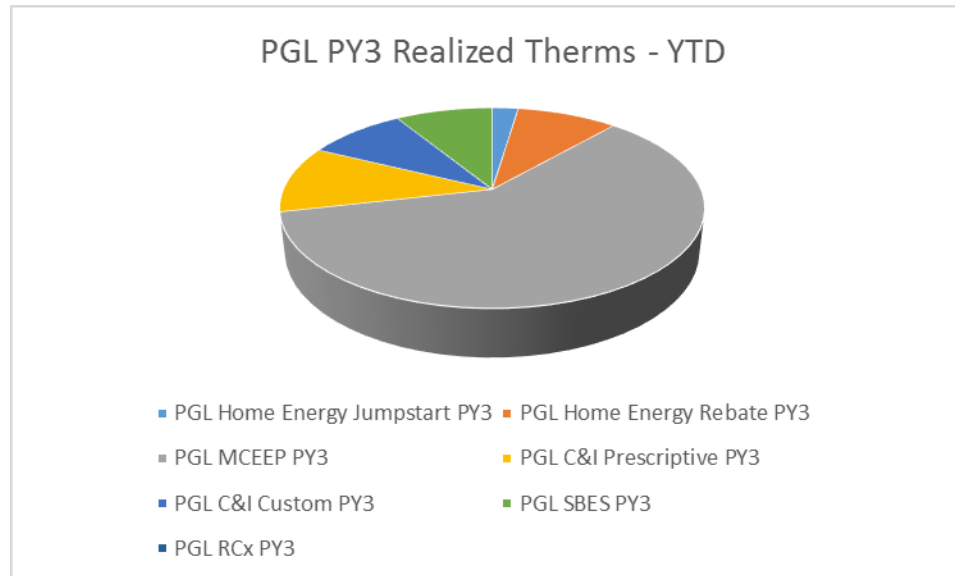


Data as of 4/22/14

PGL Portfolio Current Results - PY3 YTD

PGL PY3 Program	Realized Therms PY3 YTD	% of Total
PGL Home Energy Jumpstart PY3	156,644.38	2%
PGL Home Energy Rebate PY3	603,231.75	9%
PGL MCEEP PY3	3,956,948.06	60%
PGL C&I Prescriptive PY3	714,490.50	11%
PGL C&I Custom PY3	591,612.50	9%
PGL SBES PY3	582,048.16	9%
PGL RCx PY3		0%

Data as of 4/22/14



NSG Portfolio Results Q3, PY3



Overall EEP Portfolio			
Energy Savings (Net Therms)			
Indicator	Cumulative Net Therms YTD	Current PY3 Goal*	PY Pct. Achieved***
Total	660,553	1,955,439	34%
Program Costs			
Indicator	Cumulative Costs YTD	Current Budget	Pct. Invoiced
Total	\$2,674,984	\$7,391,989	36%

EEP Residential Programs			
Energy Savings (Net Therms)			
Indicator	Cumulative Net Therms YTD	Current PY3 Goal**	PY Pct. Achieved
Total	333,202	1,072,906	31%
Program Costs			
Indicator	Cumulative Costs YTD	Current Budget	Pct. Invoiced
Total	\$1,432,649	\$3,046,268	47%

EEP Business Programs			
Energy Savings (Net Therms)			
Indicator	Cumulative Net Therms YTD	Current PY3 Goal**	PY Pct. Achieved
Total	327,351	882,533	37%
Program Costs			
Indicator	Cumulative Costs YTD	Current Budget	Pct. Invoiced
Total	\$706,802	\$2,350,428	30%

NSG Portfolio Results - PY3 YTD

North Shore Gas - 1 Portfolio Results PY3

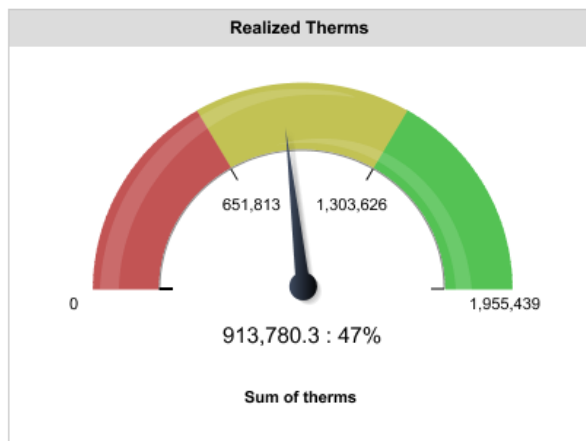
Find a dashboard...

Clone

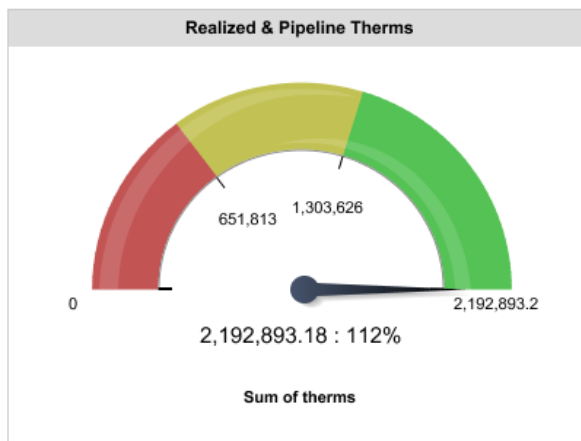
Refresh

As of Today at 10:21 AM

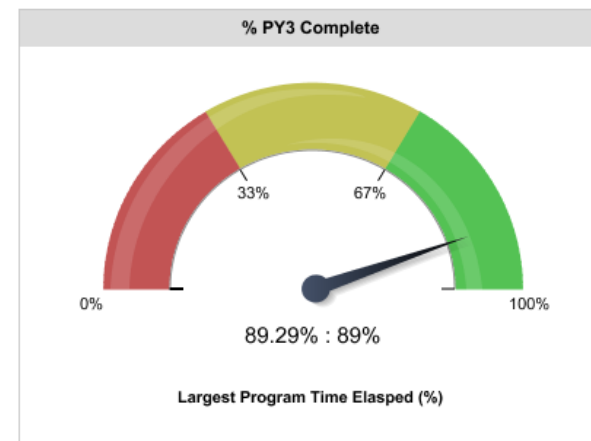
Therm Savings YTD vs. Goal



Therm Savings YTD vs. Goal



Program Year Time Elapsed



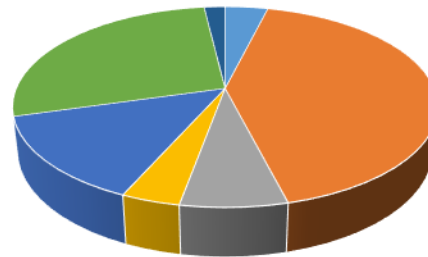
Data as of 4/22/14

NSG Portfolio Results - PY3 YTD

NSG PY3 Program	Realized Therms PY3 YTD	% of Total
NSG Home Energy Jumpstart PY3	35,427.46	4%
NSG Home Energy Rebate PY3	385,117.56	42%
NSG MCEEP PY3	62,627.47	7%
NSG C&I Prescriptive PY3	34,587.96	4%
NSG C&I Custom PY3	127,042.26	14%
NSG SBES PY3	251,584.06	28%
NSG RCx PY3	17,433.00	2%

Data as of 4/22/14

NSG PY3 Realized Therms - YTD



- NSG Home Energy Jumpstart PY3
- NSG Home Energy Rebate PY3
- NSG MCEEP PY3
- NSG C&I Prescriptive PY3
- NSG C&I Custom PY3
- NSG SBES PY3
- NSG RCx PY3

Challenges & Plans

Peoples Gas

- Upward adjustment in savings due to PY2 EM&V final results (~+11% for PGL)
- Savings performance very strong, including pipeline

North Shore Gas

- Upward adjustment in savings due to PY2 EM&V final results (~+2% for NSG)
- Excellent progress in Q3...now forecasting 112% of goal by end of PY3
- Key focus areas
 - C&I Custom
 - Home Energy Rebate and Home Energy Jumpstart
 - Home Energy Reports ... firming up new estimates of PY3 savings. EM&V will not be completed until June/July 2014

May 2014 SAG Meeting

- PGL/NSG Team plans to provide update on PY3 current progress, and a high level overview of all PY1 – 3 activity, forecast where first triennial will close

Open Discussion, Questions, Next Steps

The Peoples Gas and North Shore Gas *Natural Gas Savings Programs*

North / O'Hare Office:

5450 N. Cumberland Ave., Ste. 125
Chicago, IL 60656

Downtown / Goose Island Office:

1010 N. Hooker St., Ste. 302
Chicago, IL 60642

855-849-8928

peoplesgasrebates.com
northshoregasrebates.com