



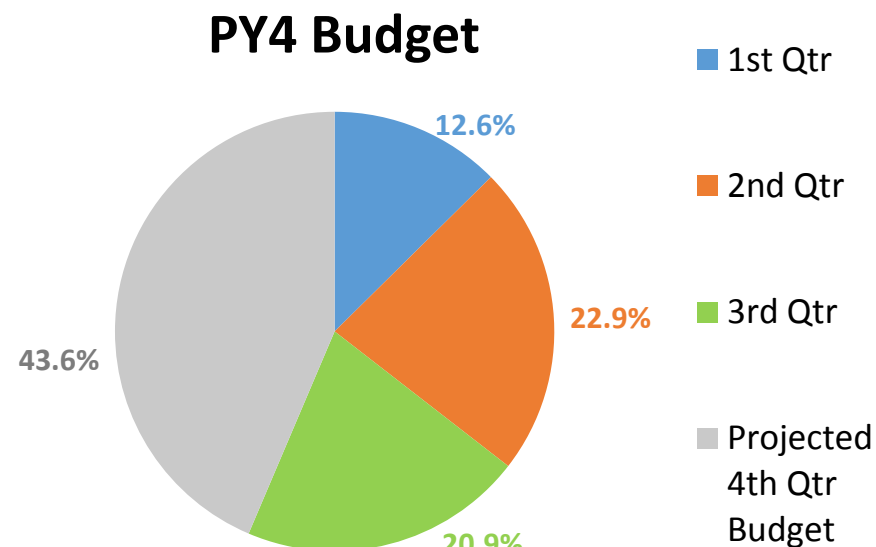
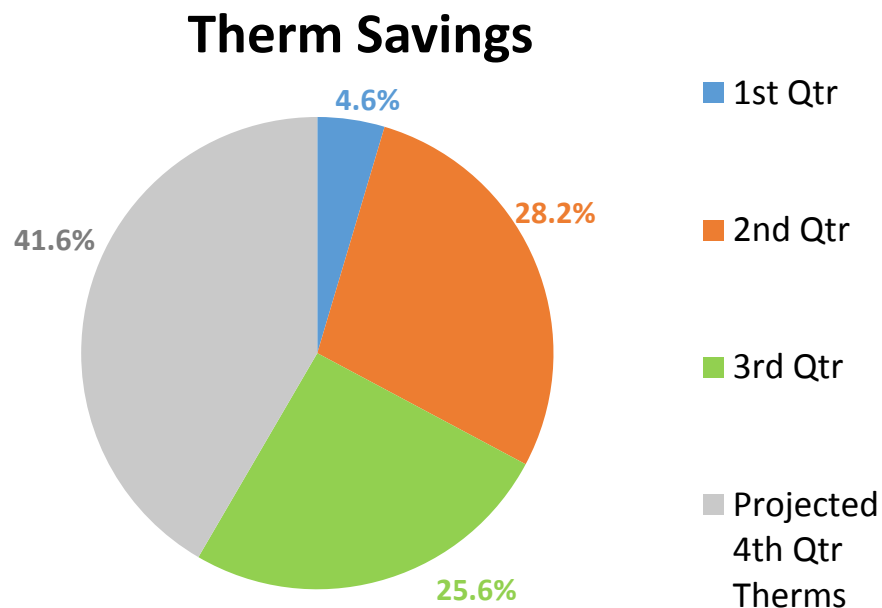
Quarterly Report to SAG

PY4 Q3

Overall Highlights PY4 Q3

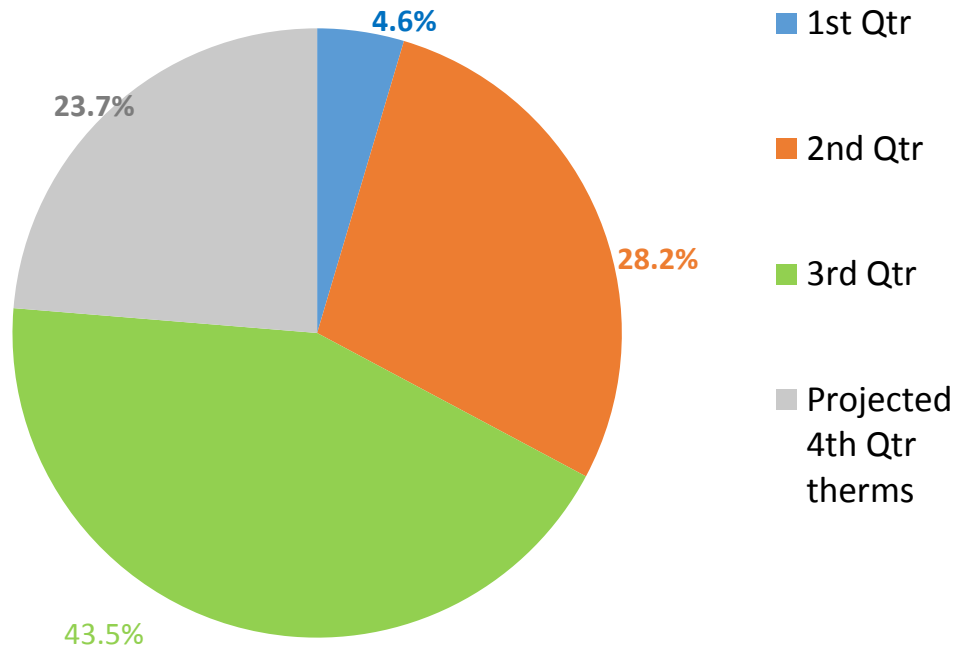
EnergySmart – A Nicor Gas program

- Approximately 2.5 million therm savings achieved in 3rd Quarter of PY4 alone

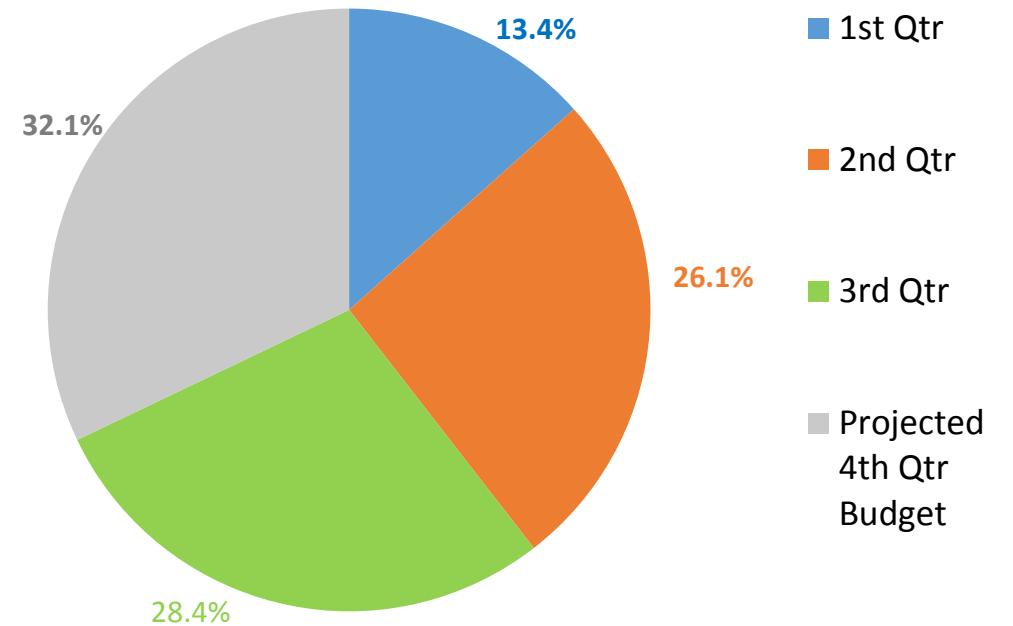


Residential Highlights PY4 Q3

PY4 Q3 Residential Net Therm Savings



PY4 Q3 Residential Budget



Nicor Gas Energy Efficiency Program - Plan Year 4
Quarterly Report: Third Quarter
Program Year-to-Date Energy Savings and Expenses
(June 1, 2014 to February 28, 2015)

	Energy Savings (Net Therms)			Program Expenses		
	YTD Therms	PY4 Goals	Percent	YTD Expenses 1/	PY4 Budget	Percent
Residential Programs						
Home Energy Efficiency Rebate	2,347,284	2,103,000	111.6%	\$ 5,623,036	\$ 7,938,000	70.8%
Home Energy Savings	244,756	311,000	78.7%	\$ 1,573,658	\$ 2,573,000	61.2%
Multi-Family Home Energy Savings	380,473	1,049,000	36.3%	\$ 1,885,062	\$ 2,670,000	70.6%
Residential New Construction	168,920	209,000	80.8%	\$ 591,140	\$ 1,015,000	58.2%
Elementary Energy Education	97,590	83,000	117.6%	\$ 271,959	\$ 284,000	95.8%
Behavioral Energy Savings	-	231,000	0.0%	\$ 22,850	\$ 179,000	12.8%
Residential Programs - Total	3,239,023	3,986,000	81.3%	\$ 9,967,705	\$ 14,659,000	68.0%
Business Programs						
Business Energy Efficiency Rebate	1,011,535	2,825,000	35.8%	\$ 1,035,277	\$ 2,085,000	49.7%
Business Custom Incentive	337,160	2,049,000	16.5%	\$ 834,273	\$ 5,687,000	14.7%
Small Business Energy Savings	412,115	662,000	62.3%	\$ 1,889,618	\$ 1,926,000	98.1%
Business New Construction	62,681	221,000	28.4%	\$ 348,250	\$ 796,000	43.8%
Business Programs - Total	1,823,491	5,757,000	31.7%	\$ 4,107,418	\$ 10,494,000	39.1%
Other Programs						
Emerging Technology Program - Total	-	-	0.0%	\$ 648,232	\$ 931,000	69.6%
Year-to-Date Energy Savings and Program Expenses	5,062,514	9,743,000	52.0%	\$ 14,723,355	\$ 26,084,000	56.4%
				Program Expenses		
Portfolio Administration				YTD Expenses	PY4 Budget	Percent
Portfolio Technology				\$ 417,420	\$ 485,000	86.1%
Portfolio Marketing				\$ 845,493	\$ 1,030,000	40.5%
Portfolio Management				\$ 1,541,414	\$ 3,030,000	50.9%
EM&V				\$ 530,984	\$ 931,000	57.0%
Portfolio Administration - Total				\$ 3,335,311	\$ 5,476,000	60.9%
Other Programs and Portfolio Costs -Total				\$ 3,983,543	\$ 6,407,000	62.2%
				\$ 18,058,666	\$ 31,560,000	57.2%
				Program Expenses		
Department of Commerce and Economic Opportunity				\$ 5,953,493	\$ 10,520,000	56.6%
Grand Total for Plan Year 4				\$ 24,012,159	\$ 42,080,000	57.1%

1/ Expenses reflect accruals and carry-overs from Plan Year 3.

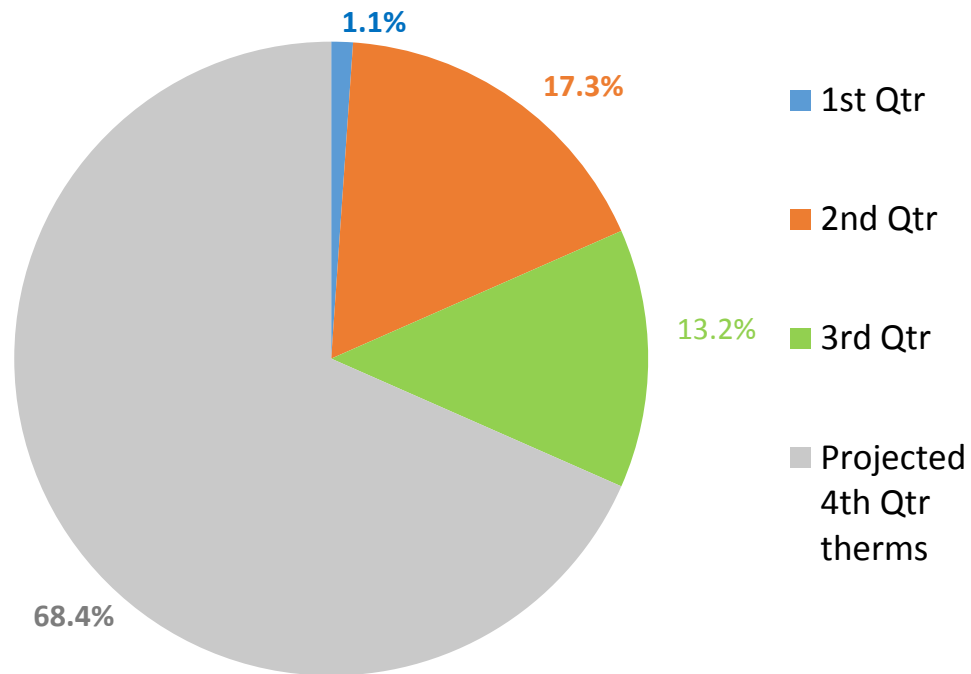
Additional Residential Information PY4 Q3

Nicor Gas Energy Efficiency Program

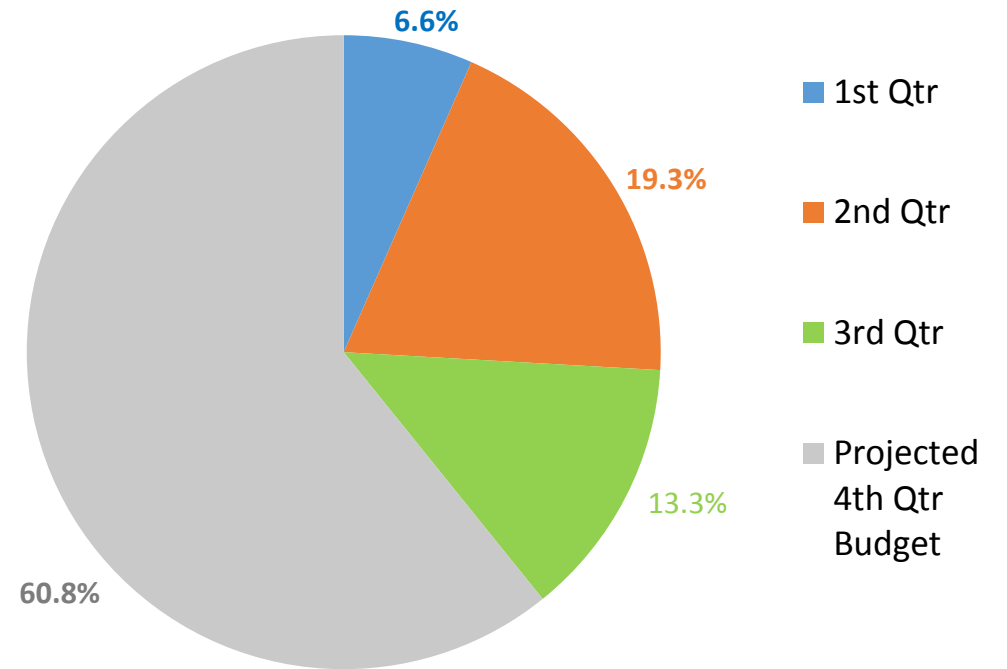
- No Budget Flexibility provision was triggered as outlined by the ICC
- No new measures were added
- No new cost-ineffective measures were utilized
- HEER has exceeded PY4 therm goal due to increase demand for 95% and 97% efficient furnaces
- MF experienced an uptick due to property owners with larger portfolios & the program is forecasting to complete 266% more in Q4 than Q1-Q3
- Completed Wasted Energy Study for Behavior Program

Business Highlights PY4 Q3

PY4 Q3 Business Net Therm Savings



PY4 Q3 Business Budget



Additional Business Information PY4 Q3

Nicor Gas Energy Smart Program

- No Budget Flexibility provision was triggered as outlined by the ICC
- No new measures were added during PY4 Q3
- No cost-ineffective measures were added during PY4 Q3
- BEER began offering assessments & DI of free products to medium sized businesses
- Bus. Custom & BNC are experiencing timing issues & results will be achieved in PY5
- SBES pipe insulation had great participation at the \$10/ft level