



An Exelon Company

# Plan Year 7 Second Quarter Report



The data presented in this document is based on preliminary results and is subject to revision and evaluation adjustments.



Smart Ideas is funded by ComEd customers in compliance with Illinois Public Act 95-0481.

# EEPS Programs – Ex Ante Results

Program	Actual YTD Net MWh PY7 Results	Planning Net Target MWh	Percent of Planning Target	Program Costs YTD (\$1,000)	Projected Annual Costs (\$1,000)	Percent of Annual Spend	1st Year Cost/kWh
Incentives Total	<b>62,129</b>	<b>254,500</b>	24%	\$ 12,116	\$ 37,381	32%	Values will be reported with year end final value
Standard	56,265	220,000	26%				
Custom (includes large C&I pilot)	2,199	25,000	9%				
Data Center Efficiency	3,666	9,500	39%				
Midstream Incentives	<b>85,099</b>	<b>110,000</b>	77%	\$ 6,892	\$ 14,000	49%	
Optimization Total	<b>1,463</b>	<b>50,000</b>	3%	\$ 2,509	\$ 11,397	22%	
Retro-Commissioning	1,067	36,000	3%				
Industrial Systems	397	14,000	3%				
New Construction	<b>6,208</b>	<b>18,500</b>	34%	\$ 1,938	\$ 5,995	32%	
Multi-Family Common Area	<b>1,509</b>	<b>4,500</b>	34%				
Small Business Energy Savings	<b>8,237</b>						
C&I Other *				\$ 775	\$ 1,106	70%	
<b>C&amp;I Subtotal</b>	<b>164,644</b>	<b>437,500</b>	<b>38%</b>	<b>\$ 24,230</b>	<b>\$ 69,880</b>	<b>35%</b>	
Lighting Discounts	<b>80,861</b>	<b>100,000</b>	81%	\$ 8,162	\$ 17,396	47%	
Fridge & Freezer Recycling	<b>10,481</b>	<b>20,000</b>	52%	\$ 3,445	\$ 7,524	46%	
Multi-Family	<b>1,558</b>	<b>6,000</b>	26%	\$ 549	\$ 4,379	13%	
Home Energy Rebates	<b>2,095</b>	<b>2,200</b>	95%	\$ 1,335	\$ 1,705	78%	
Home Energy Assessments	<b>2,069</b>	<b>3,800</b>	54%	\$ 1,013	\$ 1,365	74%	
Elementary Energy Education	<b>0</b>	<b>700</b>	0%	\$ -	\$ 433	0%	
New Construction	<b>138</b>	<b>200</b>	69%	\$ 106	\$ 9	1211%	
Residential Other *				\$ 233	\$ 677	34%	
<b>Residential Subtotal</b>	<b>97,202</b>	<b>132,900</b>	<b>73%</b>	<b>\$ 14,842</b>	<b>\$ 33,487</b>	<b>44%</b>	
CFL Carryover		<b>83,500</b>					
<b>EEPS Portfolio Totals</b>	<b>261,846</b>	<b>653,900</b>	<b>40%</b>	<b>\$ 39,072</b>	<b>\$ 103,367</b>	<b>38%</b>	

\*Other costs include IT Infrastructure, Call Center, and General charges.

# IPA Programs – Ex Ante Results

Program	Actual YTD Net MWh PY7 Results	Planning Net Target MWh	Percent of Planning Target	Program Costs YTD (\$1,000)	Projected Annual Costs (\$1,000)	Percent of Annual Spend	1st Year Cost/kWh
Home Energy Report	80,386	271,825	30%	\$ 8,014	\$ 11,000	73%	Values will be reported with year end final value
Small Business Energy Savings	100,000	100,000	100%	\$ 20,956	\$ 33,000	64%	
Small Commercial HVAC Tune-Up	0	3,324	0%	\$ -	\$ 1,024	0%	
<b>Third Party</b>							
CUB Energy Saver	1,641	5,970	27%	\$ 201	\$ 400	50%	
One Change	7	4,360	0%	\$ 810	\$ 1,267	64%	
Retrofit Chicago Residential	0	1,157	0%	\$ -	\$ 543	0%	
Shelton Solutions Great Energy Stewards	0	1,230	0%	\$ -	\$ 200	0%	
<b>IPA Total</b>	<b>182,034</b>	<b>387,866</b>	<b>47%</b>	<b>\$ 29,982</b>	<b>\$ 47,433</b>	<b>63%</b>	
<b>EEPS Total</b>	<b>261,846</b>	<b>653,900</b>	<b>40%</b>	<b>\$ 39,072</b>	<b>\$ 103,367</b>	<b>38%</b>	
<b>Portfolio Total</b>	<b>443,880</b>	<b>1,041,766</b>	<b>43%</b>	<b>\$ 69,054</b>	<b>\$ 150,801</b>	<b>46%</b>	

Portfolio	Actual YTD Net MWh PY7 Results	Approved Net Target MWh	Percent of Approved Target			
EEPS	261,846	648,029	40%			
IPA	182,034	387,866	47%			
TOTAL	443,880	1,035,895	43%			

## Quarterly Program Highlights

### ***Smart Ideas for Your Business***

- Standard Program's Zero T12 bonus extended through end of PY7 (businesses receive a bonus for removing all T12 lamps from a facility, both installed and in stock).
- ComEd took an active role in working with Grainger to become the world's first data center to achieve LEED Gold under LEEDv4.
- Two "non-traditional" RCx pilots are underway that are expected to generate at least 3.4 GWh in PY7 & PY8.
- Within Midstream Incentives - Distributor Program, total savings from LED was 37,760 MWh, which represents 67% of the total Q2 Distributor Program volume.

### ***Smart Ideas for Your Home***

- The Home Light Bulb Makeover Contest in October created awareness for the new LED discounts along with the ongoing CFL discounts. The contest generated 1,500 entries via emails to Smart Ideas subscribers and bill inserts. The winner received a personal in-home lighting consultation and up to \$500 worth of CFLs and LEDs.
- A multi-channel marketing campaign that included bill inserts, digital billboards, and radio spots was in market during the middle of October through early December for the Fridge Freezer Recycling Program. This "retire" themed campaign continued to highlight free pick up and a \$35 reward offer in order to drive customers to have their old, working refrigerator or freezer recycled by ComEd.
- The Super Savers Elementary Education program launched during Q2.

### ***IPA Programs***

- Small Business Energy Saving Program has already met its goal of 100,000 MWh; additional savings will be realized in EEPS portfolio.

# Smart Ideas for Your Business – Commercial and Industrial

## *Incentives Program*

### **Standard**

- 56,265 MWh savings achieved YTD (26% of goal)
- Zero T12 bonus program extended through end of PY7 (businesses receive a bonus for removing all T12 lamps from a facility, both installed and in stock)
- 13 projects in YTD for the Advanced Lighting Measure

### **Custom**

- 2,199 MWh savings achieved YTD (9% of goal)
- YTD savings based on 25 projects
- 33,030 MWh savings (226 projects) in PY7 pipeline
- Projects driven by HVAC and Lighting

### **Data Centers**

- 3,666 MWh savings achieved YTD (39% of goal)
- New applications continue to follow an approximate 75% / 25% split between repeat and new customers
- ComEd took an active role in working with Grainger to become the world's first data center to achieve LEED Gold under LEEDv4
- The ComEd Data Center Incentive Program has a 35.3% engagement rate from Tier 1 customers eligible for the program

# Smart Ideas for Your Business – Commercial and Industrial

## *Optimization Program*

### ***Retro-Commissioning (RCx)***

- 1,067 MWh savings achieved YTD (3% of goal)
- Active “traditional” RCx projects are expected to generate a projected 27,100 MWh in PY7
  - 18,500 MWh for traditional RCx projects (buildings over 400,000 square feet)
  - 4,300 MWh for monitoring-based commissioning projects
  - 4,300 MWh for RCx projects that will follow a streamlined process at mid-size buildings (between 150,000 and 400,000 square feet)
- Two “non-traditional” RCx pilots are underway that are expected to generate 3,400 MWh in PY7 & PY8:
  - Two engineering firms have been contracted to perform RCx at grocery stores using a modeling-based approach to measure and verify savings over an extended post-project monitoring period
  - An analytical model that uses whole-building interval usage data, weather trends, and other information to predict energy saving measures remotely was tested on a sample of 90 buildings

### ***Industrial Systems***

- 397 MWh savings achieved YTD (3% of goal)
- YTD savings based on 3 projects
- Ten customers have two studies underway (compressed air and process cooling)
- Pipeline has 68 projects totaling 15,694 MWh forecasted savings (includes PY8)
- 13,226 MWh presently in either verification or implementation

## **Smart Ideas for Your Business – Commercial and Industrial**

### ***Midstream Incentives [Business Instant Lighting Discounts (BILD)]***

- 85,099 MWh savings YTD (77% of goal)
- BILD Distributor – 76,884 MWh savings achieved YTD (94% of goal)
  - Total energy savings from LED was 35,760 MWh (67% of Total Q2 Program Volume)
  - Over \$3,000,000 in incentives paid on LED products
  - 85 electrical distributors were active in the program (representing over 120 individual locations)
- BILD Retail – 8,215 MWh savings achieved YTD (29% of goal)
  - Contractors continue to take advantage of the instant discounts offered through the professional services desks at The Home Depot and Menards. Product offerings and incentive levels are being reviewed for potential program modifications in early 2015.

### ***C&I New Construction (NC)***

- 6,208 MWh savings achieved YTD (34% of goal)
- More than 175 design professionals attended event hosted by ComEd New Construction and USGBC-IL at Motorola's new headquarters in the Merchandise Mart
  - Karen Weigert, Chief Sustainability Officer at the City of Chicago, provided the opening remarks at the Motorola event
- Collaborating with AIA Chicago to host roundtable on energy and architecture in February
- University of Chicago is leveraging ComEd NC to incorporate a performance-based procurement process to maximize energy savings

# Smart Ideas for Your Business – Commercial and Industrial

## ***Small Business Energy Savings (SBES)***

- SBES has already met the IPA goal, but ComEd is continuing the program. Savings beyond the goal are attributed to the EEPS portfolio.
- 8,237 MWh EEPS savings YTD

## ***Multi-Family Common Area***

- 1,509 MWh savings achieved YTD (34% of goal)
- Program initiated in residential multi-family, but implemented via this C&I program.



## Smart Ideas for Your Home – Residential

### Lighting Discounts

- 80,861 MWh savings achieved YTD (81% of goal)
- Abt Electronics joined the Residential Lighting program offering incentives on LEDs.
- New signage was developed for Costco emphasizing the ComEd sponsored program.
- Costco has granted ComEd's program field representatives permission to conduct in-store lighting demonstrations; there are 18 Costco stores in the program.
- The Home Light Bulb Makeover Contest in October created awareness for the new LED discounts along with the ongoing CFL discounts. The contest generated 1,500 entries via emails to Smart Ideas subscribers and bill inserts. The winner received a personal in-home lighting consultation and up to \$500 worth of CFLs and LEDs.



## Smart Ideas for Your Home – Residential

### *Fridge and Freezer Recycle Rewards*

- 10,481 MWh savings achieved YTD (52% of goal)
- Activity continued to be strong throughout the second quarter, with over 24,000 refrigerators and freezers collected YTD. This level of performance continues to keep the program in excellent position to achieve the Plan goal for PY7 of 40,000 total units.
- A multi-channel marketing campaign that included bill inserts, digital billboards, and radio spots was in market during the middle of October through early December. This “retire” themed campaign continued to highlight free pick up and a \$35 reward offer in order to drive customers to have their old, working refrigerator or freezer recycled by ComEd.



smart ideas

# RETIRE THAT OLD WORKING FRIDGE

GET \$35

855-IDEAS-00

**ComEd** powering lives  
An Exelon Company

© Commonwealth Edison Company, 2014  
Smart Ideas® Energy Efficiency Program is funded by ComEd customers in compliance with Illinois law.

## **Smart Ideas for Your Home – Residential**

### ***Joint Multi-Family Home Energy Savings***

- 1,558 MWh savings achieved YTD (26% of goal)
- Almost 10,000 residential units have received free direct installation of energy-saving products within the tenant spaces through the second quarter.
- The goal for completing this service during PY7 remains at approximately 28,000 residential units throughout the joint ComEd and Nicor Gas / North Shore Gas / Peoples Gas service territories.

### ***Joint Residential New Construction***

- 138 MWh savings achieved YTD (69% of goal)
- A total of 344 homes that are served jointly by ComEd and Nicor Gas have been completed and verified through the second quarter. These homes achieved an average gross savings of over 700 kWh.
- 71 of the qualified joint new homes in PY7 have met the highest program tier with modeled savings of at least 30% greater than the current Illinois energy code.

## **Smart Ideas for Your Home – Residential**

### ***Joint Home Energy Rebates***

- 2,095 MWh savings achieved YTD (95% of goal)
- Over 3,500 customers received rebates for energy efficient central air conditioners YTD
- Over 300 customers received rebates for completing weatherization projects
- Reduced incentive levels for weatherization measures to ensure program longevity
- Signed agreements with 2 additional Weatherization Contractors, bringing the total to 28 Approved Contractors and providing territory wide coverage for weatherization rebates

### ***Joint Home Energy Assessments***

- 2,069 MWh savings achieved YTD (54% of goal)
- Finalized leave-behind home assessment report for Peoples Gas/North shore Gas territory so all ComEd participants will receive a report, regardless of the program implementer or natural gas utility
- Coordinated with Retrofit Chicago to promote the free home energy assessment in the City of Chicago via City emails and workshops
- CFL install rates are higher than initially projected: 16 CFLs/home versus 11 projected in Peoples Gas/North Shore Gas territory and 9.5 CFLs/home versus 7 projected in Nicor Gas territory

# Smart Ideas for Your Home – Residential

## Elementary Education Program – Super Savers

- 0 MWh savings achieved YTD (0% of goal) – results will not be reported until end of year
- The Super Savers Elementary Education program launched during Q2. ComEd, Nicor Gas, Peoples Gas and North Shore Gas have partnered to offer schools the opportunity to teach 5<sup>th</sup> grade students and their families how to use less energy at home. Students will learn about valuable ways to save energy and money through in-class education. They will also receive take-home kits with energy-saving products to install at home with their families.
- Enrolled participants as of Q2:
  - ComEd/Peoples Gas: 3,507 (743 left to enroll)
  - ComEd/North Shore Gas: 681 (19 left to enroll)
  - ComEd/Nicor Gas: 6,019 (2,722 left to enroll)



## **IPA Programs – ComEd**

### ***Small Business Energy Savings (SBES)***

- 100,000 MWh savings achieved YTD (100% of goal)
- Nexant is sole implementer for SBES program for entire ComEd territory. This creates a more uniform customer experience and provides Trade Allies one point of contact.
- Program is no longer joint with gas companies, allowing Trade Allies to focus on electric only measures.

### ***Small Commercial HVAC Tune-up***

- Program will begin Spring 2015



# IPA Programs – ComEd

## Home Energy Reports and Power Smart Reports

- 80,386 MWh savings achieved YTD (30% of goal); Opower savings only, too early to report C3 savings
- Current size of the recipient group for PY7 is 1.7 million customers (1.5M-Opower; 200k-C3 Energy)
- Home Energy Reports (Opower) launched June 1; Power Smart Reports launched mid-August (C3 Energy)

\*\*\*\*\*Auto-Digit 5-Digit 12345  
Mary Johnson  
123 Broadway Street  
City, State 1234567

**Power Smart Report**  
Report Period: Period ending 4/30/14  
See how you are using energy in your home and learn simple ways to start saving today.  
Account Number:  
000123456789

---

**Welcome to Savings!**

Welcome to **Power Smart!** You are among a group of ComEd customers chosen to participate in this unique program that can help you save energy and money.

Enclosed you will find your first Power Smart Report. Take a closer look to see how your home's electricity usage stacks-up compared to other homes like yours. You will also find tips on how you can start saving energy and money.

For more info about your household's energy usage, along with personalized ways to save, visit [ComEd.com/PowerSmart](http://ComEd.com/PowerSmart).

---

**Compare your home to similar homes in your neighborhood.**

You could save up to **XX%** on your electric bill by taking steps to be more efficient.

See the back of this Report for simple ways to start saving today.

1,000 kWh

**YOUR HOME**

750 kWh

**AVERAGE HOME**

660 kWh

**EFFICIENT HOME**

Which homes are you compared to? The electricity usage of your home over the last three months is compared to nearby homes of similar size, based on square footage. In order to be considered an "Efficient Home" you must be in the lowest 25th percentile of energy usage.

To update your home's profile and get more saving tips, visit [ComEd.com/PowerSmart](http://ComEd.com/PowerSmart).

**See where your energy is going.**

In the past twelve months, you've used approximately 5,000 kWh of electricity. The chart on the right can help you understand how it's being used.

- Space Heating
- Water Heating
- Lighting
- Refrigeration
- Washer/Dryer/Dishwasher
- Cooling
- Other Appliances

TOTAL USAGE 5,000 kWh

\*Your electricity usage is each category has been estimated based on historical data and data along with your household electricity consumption over the past 12 months.

---

**Track your monthly electricity usage.**

See how your monthly electricity usage stacks-up compared to last year.

● 2013 Electricity Usage
● 2014 Electricity Usage

\*This chart has been adjusted to compare your own (see your electricity usage) by outside sources, and may be slightly different from your ComEd billing statement.

---

**START SAVING THIS SUMMER**

This time of year, it's all about keeping your cool. These simple tips can make a big impact on your electric bill.

**BULB TRANSPLANT**

**SAVE \$XX PER YEAR**

Replace your old school bulbs with better, more efficient models - CFLs, LEDs, and halogens - your savings will continue to bloom for years to come.

**KEEP YOUR AIR CONDITIONER IN MINT CONDITION**

**SAVE \$XX PER YEAR**

Your air conditioner works hard—doesn't it deserve a little pampering? Regularly replacing your filters, keeping your A/C clean and free of debris, and having an annual check-up offers next conditioning—without spending a mint.

**78° IS THE NEW 75°**

**SAVE \$XX PER YEAR**

By turning your thermostat up just a few degrees in the summer, you can lower your electric bill while keeping your home cool and comfortable.

\*Questions about your report? Email us at [PowerSmart@ComEd.com](mailto:PowerSmart@ComEd.com) or call 888-365-2277 (Press 5, then enter 288134).  
Offering subject to availability. This program is funded by ComEd customers in cooperation with Illinois law. This information is based on an average number of annualized kWh usage monthly. Actual savings for ComEd electric delivery and supply service at 11.0¢ per kWh (includes fuel for residential customers in Illinois using rate applicable from January 2014 through May 2014). Individual cost savings are not guaranteed and will vary month-to-month based on weather, market/retail rates and usage habits.

To update your home's profile and get more saving tips, visit [ComEd.com/PowerSmart](http://ComEd.com/PowerSmart).

©2014 Commonwealth Edison Company. All Rights Reserved.

## **IPA Programs – Third Party**

### ***One Change, Commercial Power Strip Direct Install***

- 7 MWh savings achieved YTD (0% of goal)
- 1-year program with a participation goal of 25,000 businesses
- One Change has filed for bankruptcy, and this program has been discontinued

### ***Elevate Energy, All-Electric Multifamily Buildings***

- 0 MWh savings achieved YTD (0% of goal)
- Comprehensive retrofits of multifamily buildings, including direct installation of low cost measures, equipment tune-ups, and comprehensive lighting and building shell retrofits
- Program has completed 11 assessments and has 2 buildings committed for retrofits
- Program partner, City of Chicago, has distributed CFL giveaways at multiple public events
- The program is still in early stages and hopes to accelerate retrofits in the following quarter



## **IPA Programs – Third Party**

### ***The Accelerate Group, CUB Energy Saver***

- 1,641 MWh savings achieved YTD (27% of goal)
- On-line behavior change platform; direct mail and community-based marketing campaigns; loyalty rewards program featuring local businesses
- The program has 8,600 opt-in participants, approximately 250 of which were enrolled during PY7 Q2
- Program is conducting marketing activities and continuing recruitment

### ***Shelton Solutions, Great Energy Stewards***

- 0 MWh savings achieved YTD (0% of goal)
- Community outreach behavior change program targeting faith-based organizations
- Personal savings goals; advice, monitoring and incentives
- The program has shown steady growth in participation, approximately 1,400 total
- However, preliminary evaluation of the PY6 savings levels indicate minimal % savings
- It is still unclear whether this program will be able to achieve any savings in PY7

# Marketing Education and Awareness Activities

## General

- Launched fall advertising campaign which features TV and radio commercials, billboards, website, Metra posters and cinema ads in 48 theaters, 600 screens across Chicago and Rockford through January 1, 2015. The media buy also includes WBBM 10 & 30 second promo spots that will during Chicago Bears games through December 28.
- Google AdWords garnered 1,279,723 impressions and 3,505 web clicks to ComEd.com/Tips

30sec TV Spot



:30 sec  
Radio  
Spot



Metra Posters



Website Ad



Billboard



## Marketing Education and Awareness Activities

### General

- Generated 8,033 direct interactions and collected 777 e-mails from EE, Municipal Outreach and Energy Force event activations (Sept-Nov)

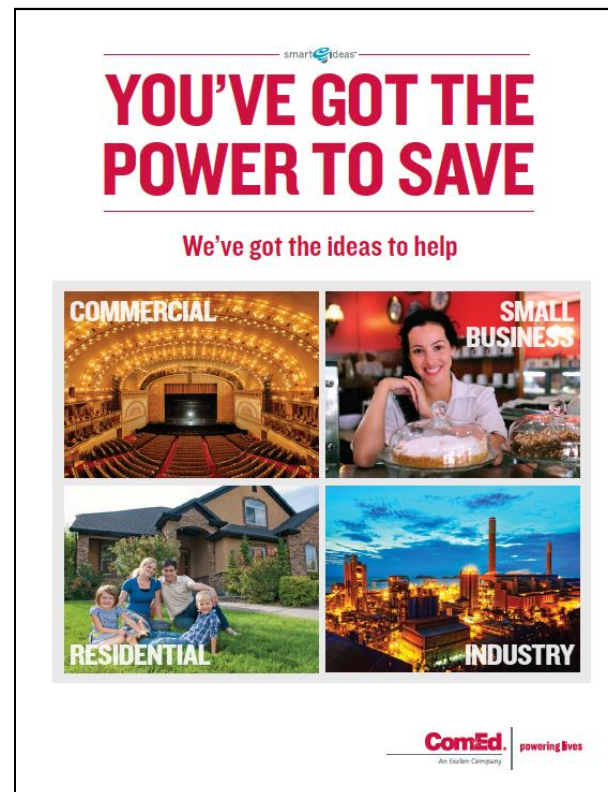


- Email Marketing (Sept-Nov 2014) achieved a 17.9% open rate (industry average 14%)
  - 985,000 emails sent to 300,000 residential subscribers
- Energy@Home
  - Published Sept, Oct and Nov monthly issues to [ComEd.com/Energy@Home](http://ComEd.com/Energy@Home)
  - 10,000 unique page visits to the website and a total of 520 English PDF downloads

# Marketing Education and Awareness Activities

## ***NEW Smart Ideas Overview brochure***

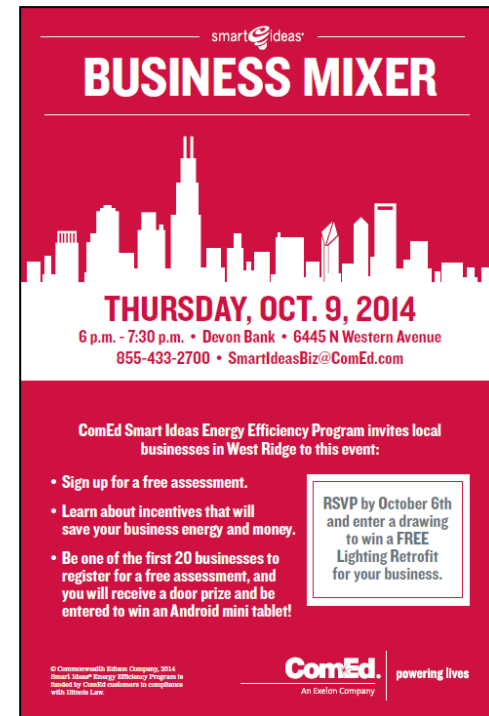
- This new marketing piece serves as a introduction to the Smart Ideas Energy Efficiency Program
- Details information on the Business and Residential offerings for PY7



# Marketing Education and Awareness Activities


## Small Business - Outreach

- ComEd hosted community events in:
  - Roseland/Pullman
  - Humboldt Park/ Logan Square
  - West Ridge
  - Dunning
- The events were held to encourage participation in the ComEd Energy Efficiency Program
- Free business assessments were offered to participants
- Door prizes and a drawing to win a Android tablet



smart ideas

## BUSINESS MIXER



**THURSDAY, OCT. 9, 2014**  
6 p.m. - 7:30 p.m. • Devon Bank • 6445 N Western Avenue  
855-433-2700 • SmartIdeasBiz@ComEd.com

ComEd Smart Ideas Energy Efficiency Program invites local businesses in West Ridge to this event:

- Sign up for a free assessment.
- Learn about incentives that will save your business energy and money.
- Be one of the first 20 businesses to register for a free assessment, and you will receive a door prize and be entered to win an Android mini tablet!

RSVP by October 6th and enter a drawing to win a FREE Lighting Retrofit for your business.

© Commonwealth Edison Company, 2014  
Smart Ideas Energy Efficiency Program is funded by Capital investment in compliance with Illinois Law.

**ComEd** powering lives  
An Exelon Company

## Emerging Technology Activities

***Mission: Introduce, assess and accelerate demonstration and commercialization into the ComEd service territory emerging cost-effective energy efficient technologies and services that have been verified to offer sustainable kWh and kW savings***

✓ ***Best Energy Reduction Technologies (BERT)***

- Overview: Plug load controller for businesses
- Type of test: Small in-house product test at ComEd
- Estimated completion date: Testing completed, in-house report to be released Q1 2015

✓ ***Bidgely***

- Overview: Residential Smart Meter data disaggregation tool to assist residential customers in understanding where their energy use is occurring and how they can take control of it.
- Type of Test: In field testing to 5,000 homes using Bidgely Gateway or SilverLink network
- Estimated completion date: Q1 2016

✓ ***EnergyCheck Small Business Behavioral Pilot***

- Overview: Customers were auto-enrolled in bi-monthly paper energy reports via postal mail, which included comparisons to similar businesses, targeted ways to save, and promotion of ComEd's *Smart Ideas®* programs. Customers also were provided access to a web portal at [ComEd.com/EnergyCheck](http://ComEd.com/EnergyCheck) which provides additional targeted savings tips.
- Program Launch: Customers received their first report in February 2014
- Target Customer: <100 kW
- Pilot Size: 10,000 treatment, 10,000 control
- To Date: Customer engagement has been lower than expected. To help stimulate participation, a postcard has been sent out to all participants asking them to share a photo of their thermostat. All those who share a photo & log into the web portal will be entered to win a \$300 gift card.



## Emerging Technology Activities

### ✓ **Enmetric**

- Overview: Plug load controller for businesses
- Type of test: Collaborative with DETech as well as small in-house product testing at ComEd
- Estimated completion date: Q2 2015

### ✓ **LED Streetlighting**

- Overview: Allows for reduced energy consumption as well as the ability to control the fixtures (e.g. dimming) and see current operating status. Also has the ability to reduce operating costs and increase life of streetlighting.
- Type of test: Lombard and Bensenville are the participating municipalities.
- Estimated completion date: Proof of Concept starts in January 2015; IPA pilot starts in June 2015 through May 2017

### ✓ **Meter Genius**

- Overview: A residential tool designed to assist customers in understanding Smart Meter data and inform them on ways to reduce their energy consumption.
- Type of test: In field testing to 6,400 homes
- Estimated completion date: Q4 2015

### ✓ **NEST Thermostat**

- Overview: Nest's Rush Hour Rewards Program is a demand response program that was designed by Nest to control and curtail the Nest Thermostat when activated by ComEd. Rush Hour Rewards temperatures are automatically adjusted around peak energy periods to reduce a customer's electric demand.

## Emerging Technology Activities

### ✓ **Root3**

- Overview: Web-based tool that looks at C&I central plant systems (e.g. chillers, boilers, etc.) to determine ways to optimize their operations
- Type of test: Small scale in-field, two sites have been selected with up to two more openings
- Estimated completion date: Q1 2016

### ✓ **Smart Meter Connected Devices (SMCD) Pilot**

- Overview: Customers will be able to purchase ComEd tested devices directly from manufacturers, and then have their device connected to their smart meter to receive near real-time data on electric energy consumption. Primary customer benefits include: increased cost awareness of electric energy consumption, potentially reduced electric energy use due to behavioral changes, and the flexibility to choose a desired smart meter connected device.
- Program Launch: Still pending, but expected to be in Q1 2015
- Target Customer: ComEd residential customers with smart meters
- Pilot Size: No specific goal, but expecting anywhere from 100 to 1,000 participants by Summer 2015

### ✓ **Variable Refrigerant Flow (VRF)**

- Overview: HVAC technology that uses refrigerant as both the heating and cooling medium.
- Type of test: Originally going to do a demonstration of technology, but focus has changed and will probably now do a market evaluation and technical review instead



## **Portfolio Variances**

### ***RCx First Fuel Variance***

- ComEd has stopped its First Fuel pilot within RCx. Results from the First Fuel pilot indicated that the vast majority of benefit from the Remote Building Analyses (RBAs) performed for target buildings was in marketing and customer engagement. Rather than paying additional fees for the First Fuel remote building analysis, ComEd will be using the Business Energy Analyzer (BEA) tool, which is already available for all customers over 100 kW in demand. This program change will add little or no incremental expense to that already being made in support of the BEA.

# Portfolio Results

Program Year	Portfolio Results Energy Saved MWh		% of Goal Achieved
	Net MWh Achieved	ComEd Goal	
<b>PY1</b>			
Ex Post	163,717	148,842	110%
<b>PY2</b>			
Ex Post	472,132	312,339	151%
<b>PY3</b>			
Ex Post	626,715	458,919	137%
<b>PY4</b>			
Ex Post	944,142	610,804	155%
<b>PY5</b>			
Ex Post	953,454	827,575	115%
<b>PY6</b>			
Ex Ante including IPA	1,025,958	896,849	114%
<b>PY7</b>			
Q2 Ex Ante including IPA	443,880	1,041,766	43% YTD

# Portfolio Results

MWh, Environmental and Economic Impacts							
Performance Metrics (Equivalents)	PY7 Q2	PY6 Ex Ante	PY5	PY4	PY3	PY2	PY1
Net MWh	443,880	1,025,958	953,454	944,142	626,715	472,132	163,717
Carbon reduction (tons)	339,293	784,222	654,975	630,999	443,186	257,230	143,236
Cars removed from the road	60,351	139,492	128,420	123,719	86,895	49,205	26,238
Acres of trees planted	65,583	151,584	139,553	134,445	94,428	70,306	39,156
Number of homes powered for 1 year*	46,470	107,408	98,883	93,415	65,611	47,755	21,263
Portfolio jobs**	234	234	196	179	154	84	66

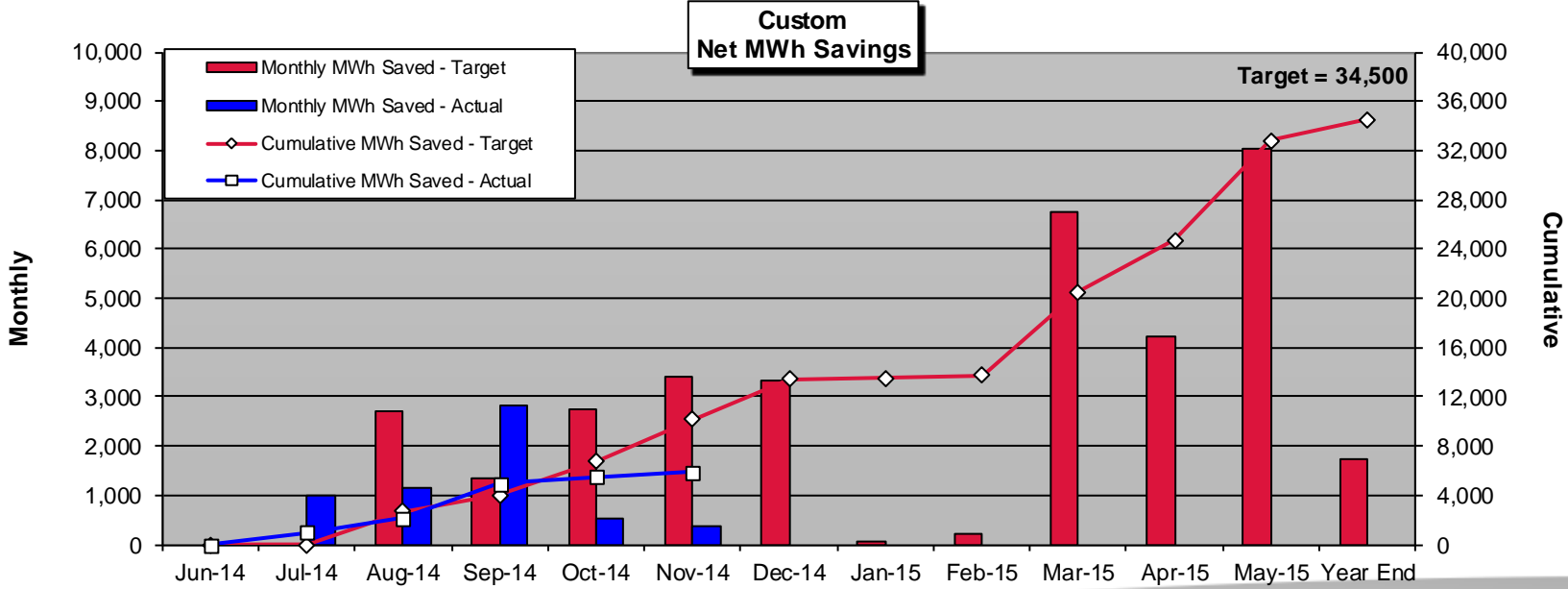
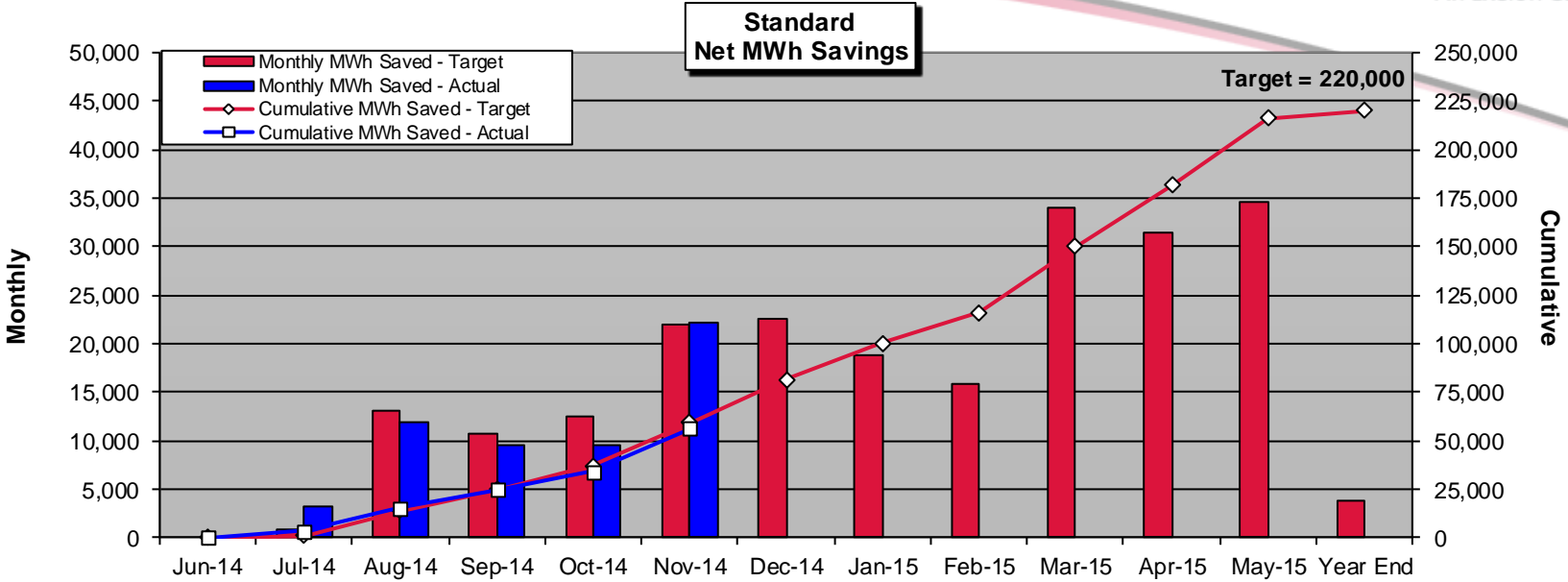


\* Assumes average ComEd single-family residential home with no electric space heat consumes 801 kWh monthly or 9,612 kWh annually per the filing.  
 \*\* Portfolio Jobs reflect actual positions by ComEd and its contractors that are part of the Rider EDA and does not attempt to capture indirect jobs in the energy efficiency industry that may result from the ComEd portfolio. This number is updated once per year and is not updated for the current year until Q4.

# Smart Ideas For Your Business – YTD Results



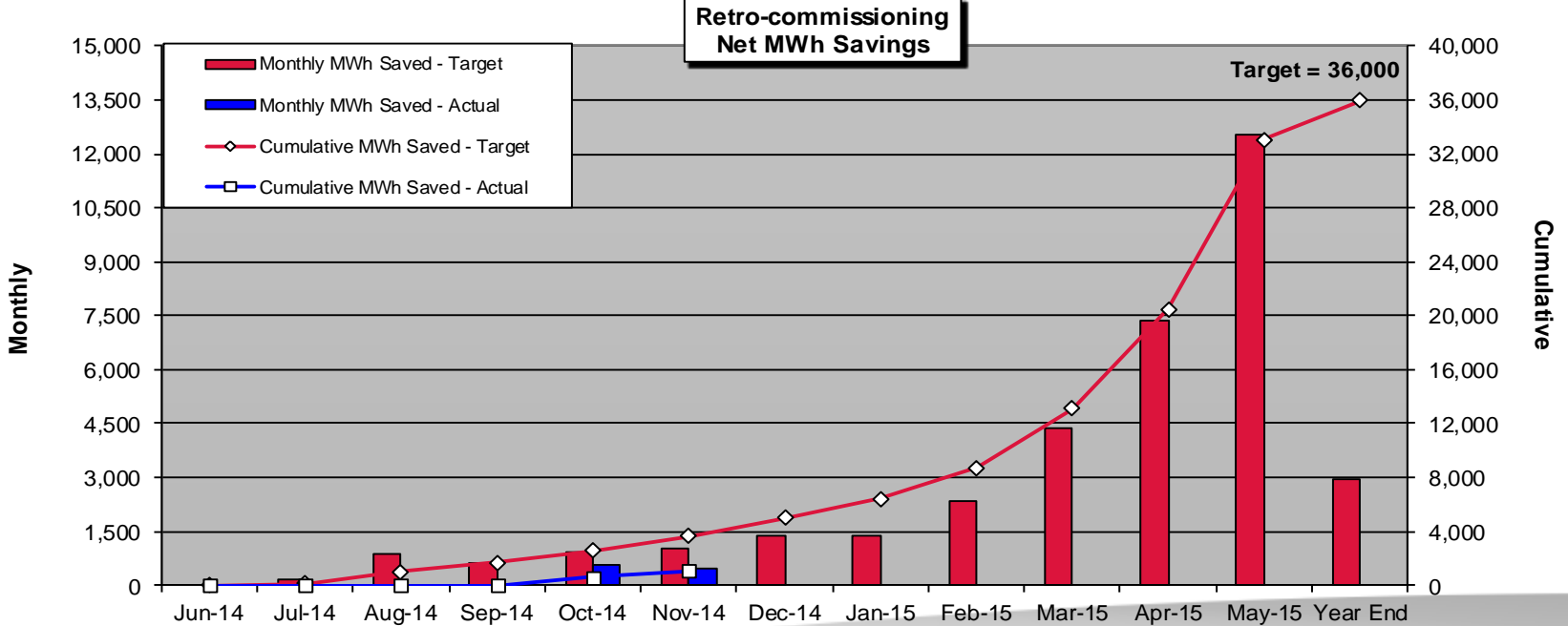
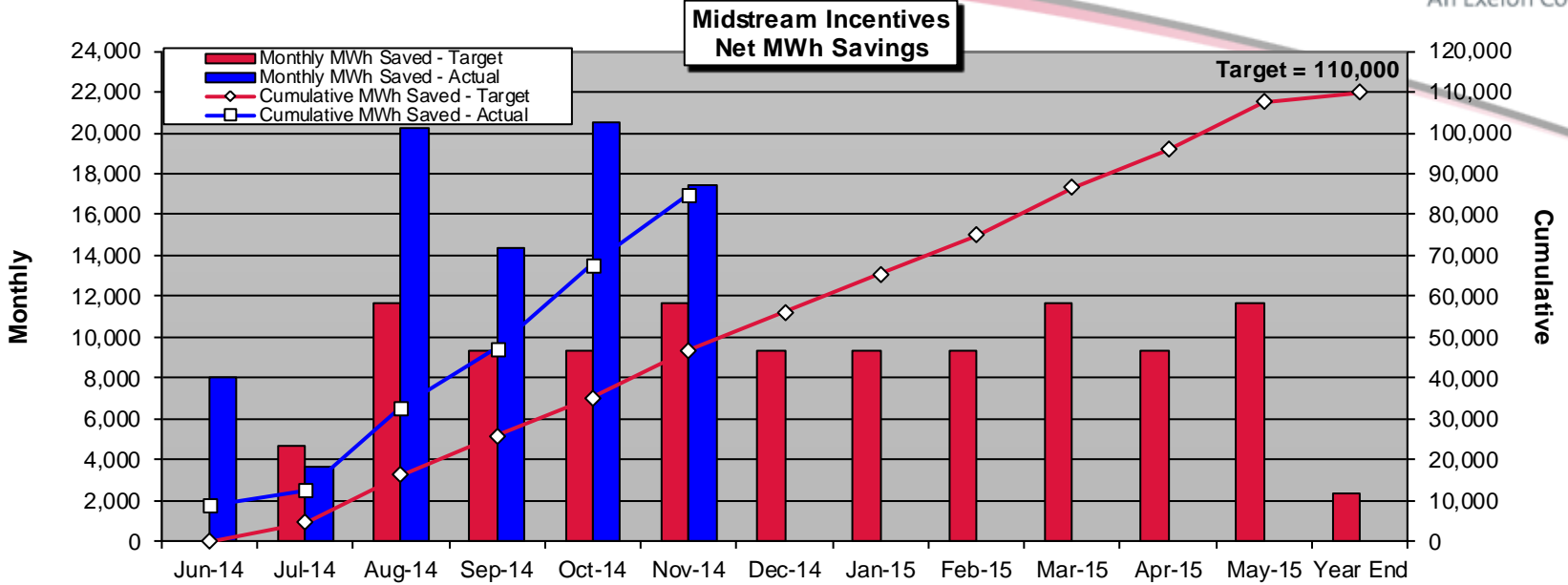
An Exelon Company

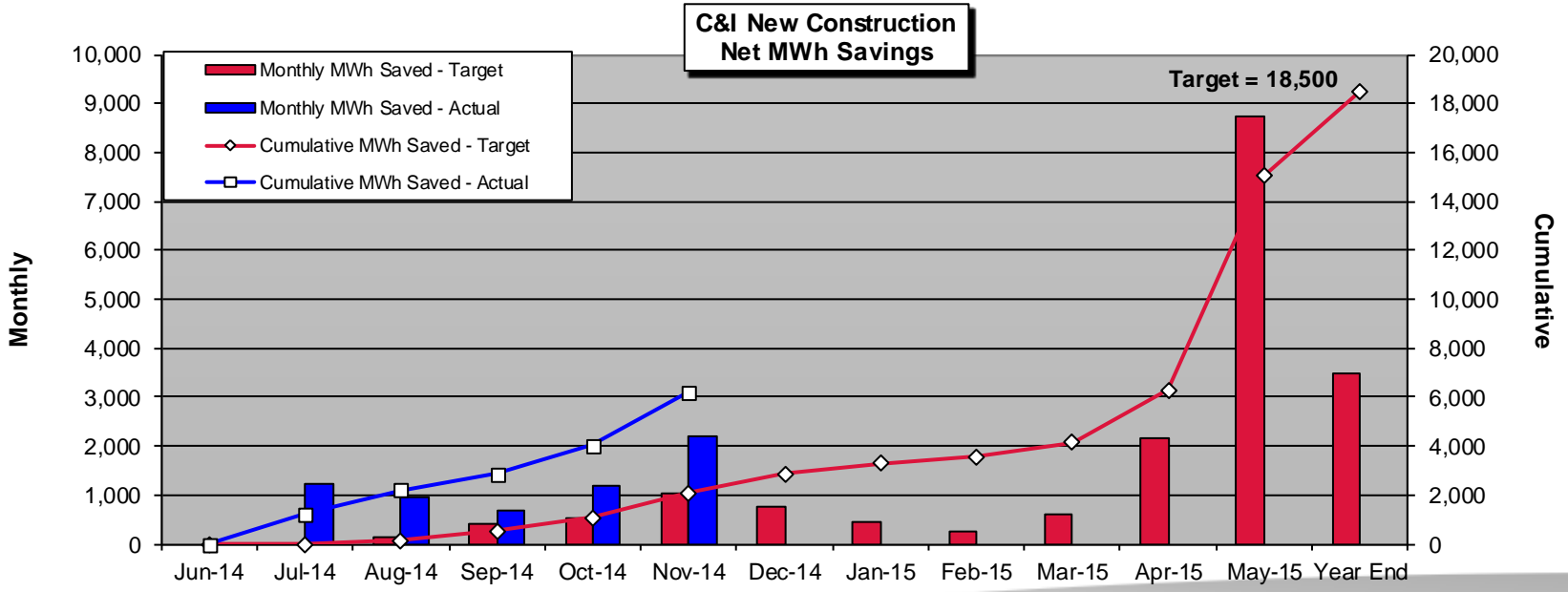
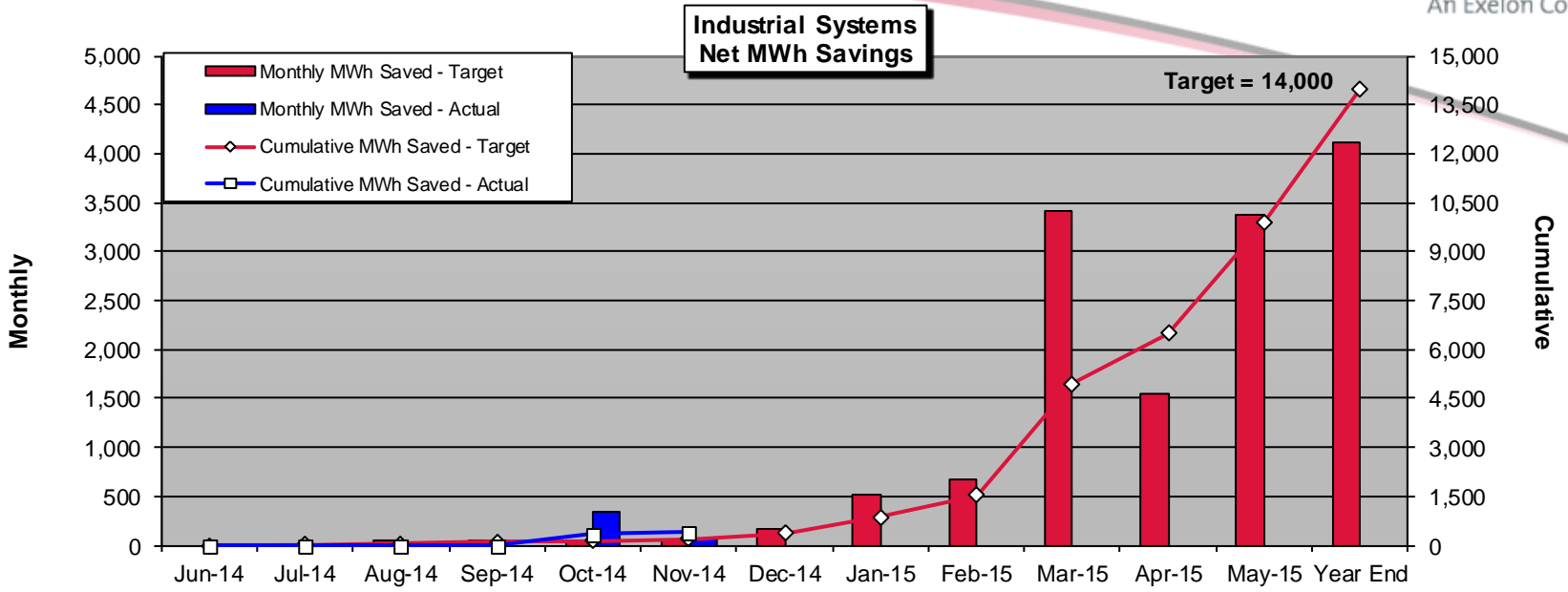


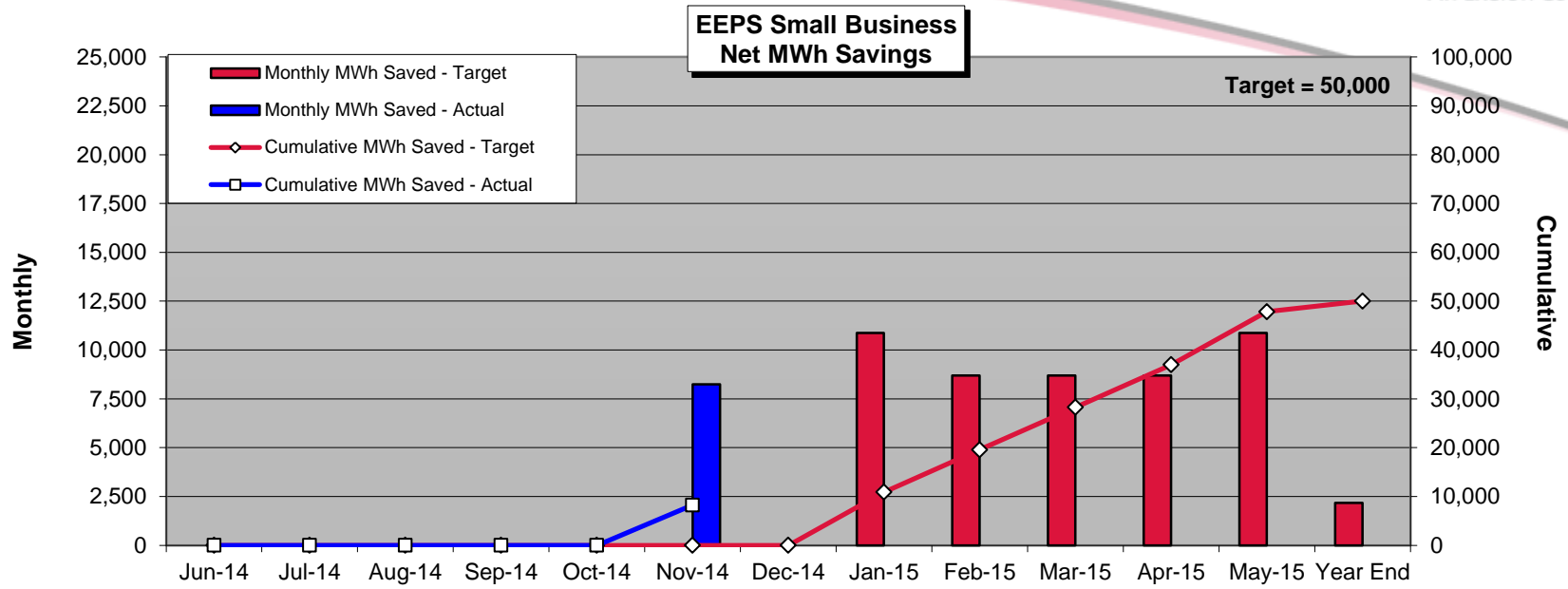
# Smart Ideas For Your Business – YTD Results



An Exelon Company



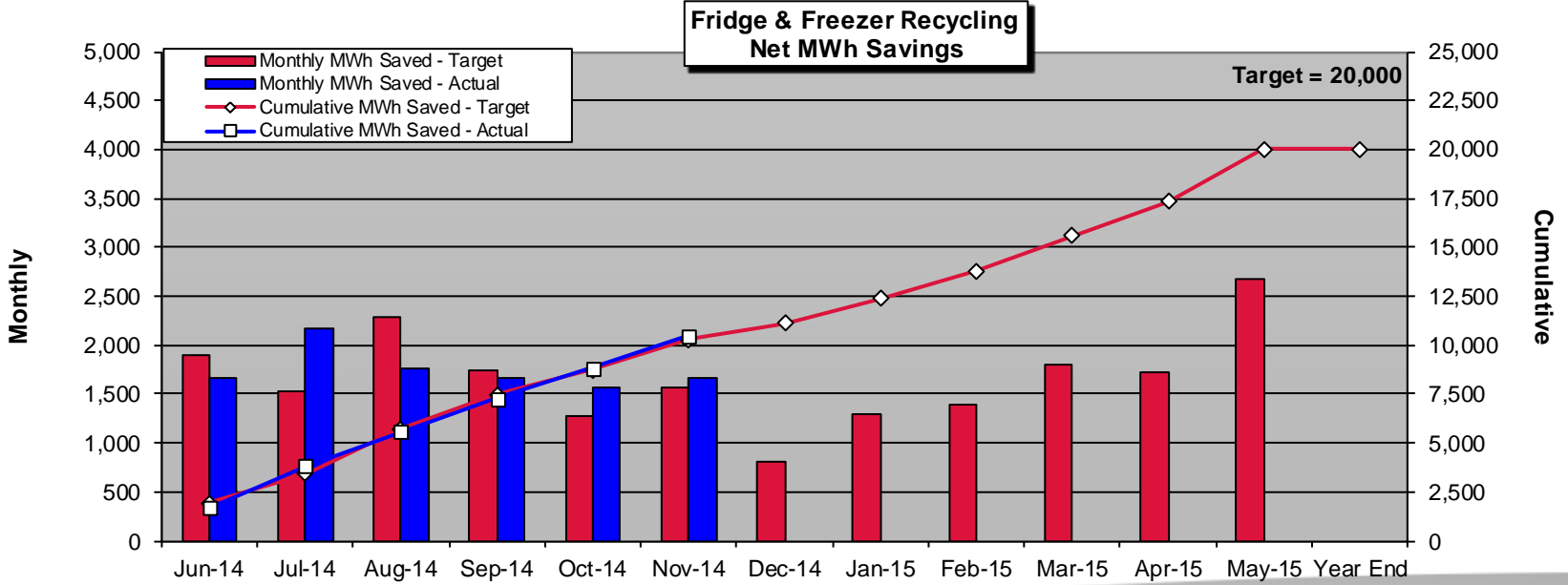
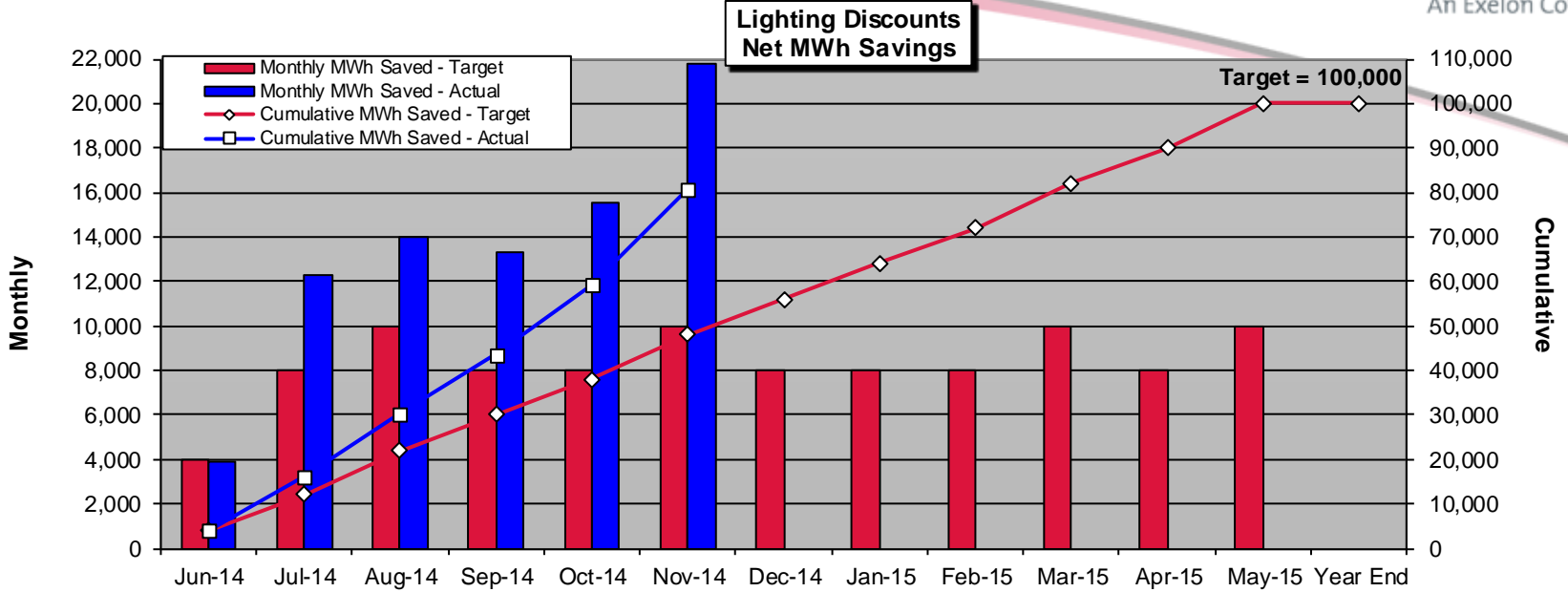




# Smart Ideas For Your Home – YTD Results



An Exelon Company

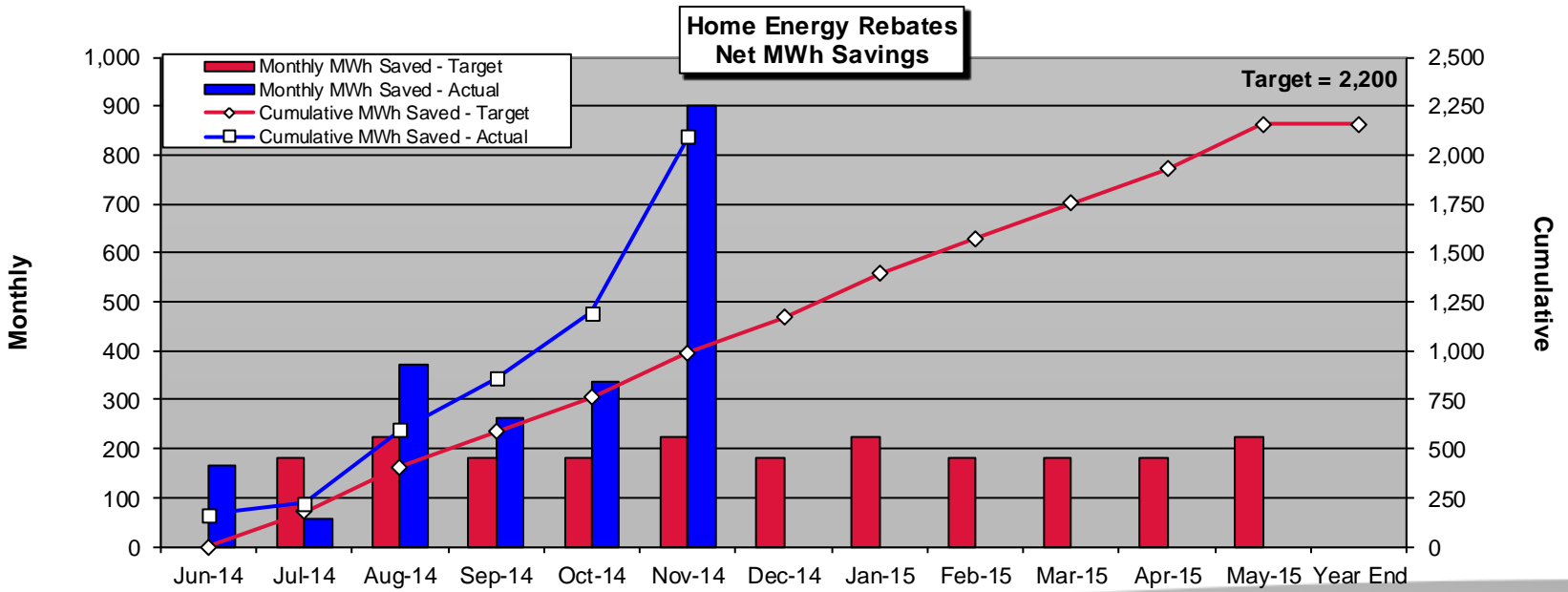
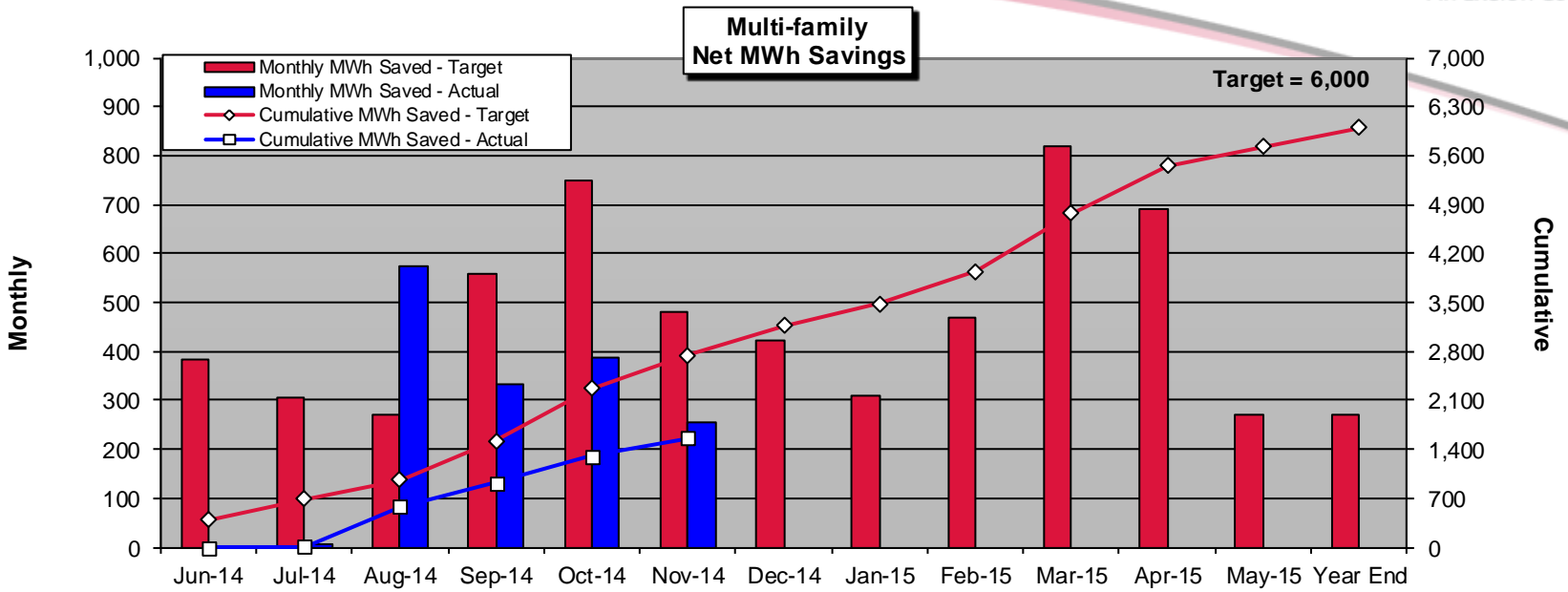




# Smart Ideas For Your Home – YTD Results



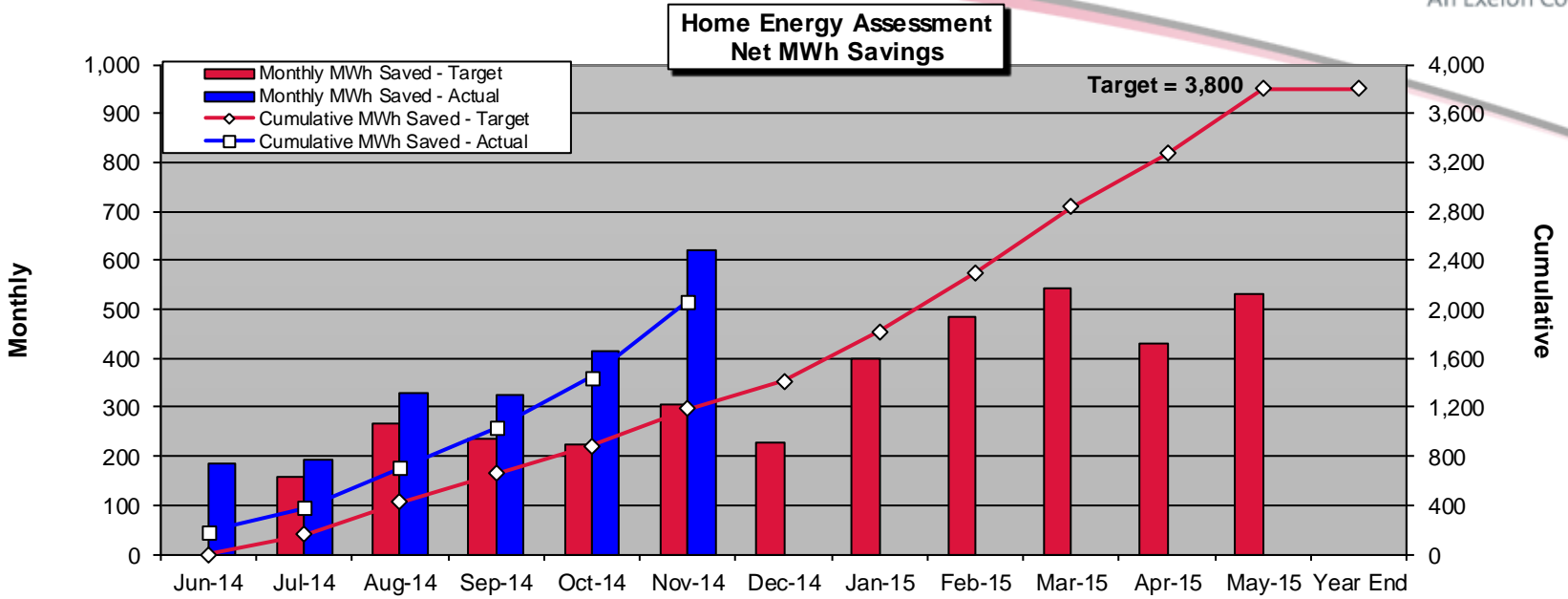
An Exelon Company



# Smart Ideas For Your Home – YTD Results



An Exelon Company



# IPA Programs (Managed by ComEd) – YTD Results



An Exelon Company

