

Using Energy Wisely for a Better Future

An Overview of the Nicor Gas Energy Efficiency Program

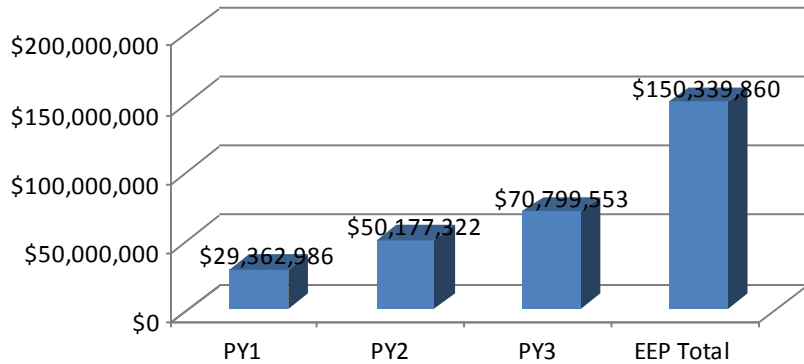


Energy Efficiency Program

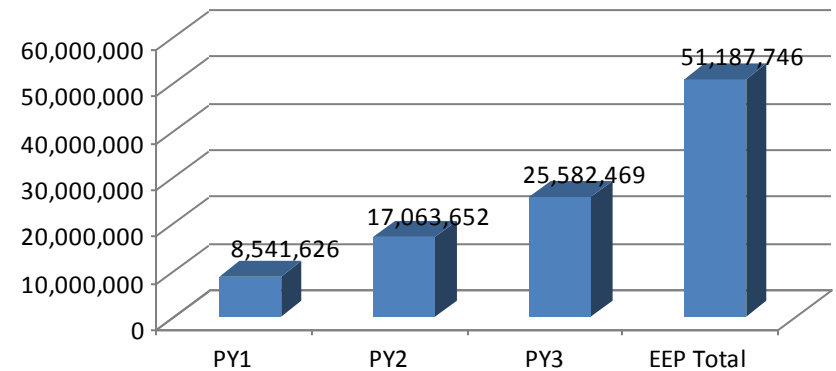
USING ENERGY WISELY FOR A BETTER FUTURESM

EE Plan – Compliance Filing

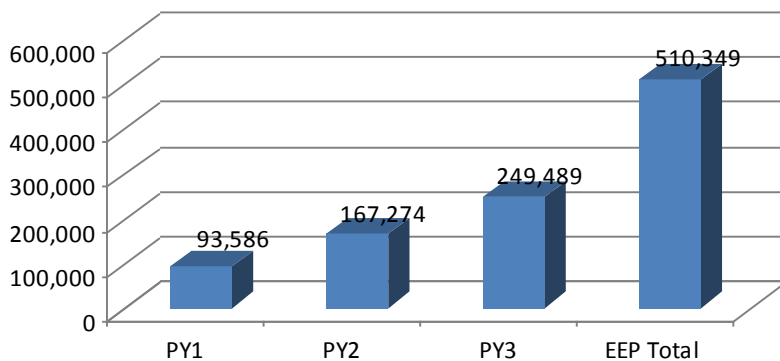
Budget



Net Therm Savings



Participation



Residential Program Offerings

- ✓ **Home Energy Efficiency Rebate**
 - Space and Water Heating
- ✓ **Home Energy Savings** *(joint Nicor Gas and ComEd Program)*
 - Energy “Audits”/Direct Installs lead to **30% Retrofit Projects**
- ✓ **Multi-Family Home Energy Savings** *(joint)*
 - Direct Installs and Central Plant Survey
- ✓ **Elementary Energy Education** *(joint)*
 - 5th Grade Curriculum; Take Home Energy Kit
- New Construction** *(potential joint) – In Progress*
 - Multiple Incentive Tracks
- Behavioral Energy Savings** *(potential joint) – In Progress*



Business Program Offerings – Launched

- **Business Energy Efficiency Rebate**
 - Space and Water Heating; Boiler Controls/Steam Traps
 - Food Service Equipment
- **Custom Incentives** *(collaborating)*
 - Based on actual savings; up to \$1/therm;
 - Pre-approved; 30% of project costs/\$100K Max
- **Retro-Commissioning** *(joint)*
 - low-cost tune-ups and adjustments to building controls and HVAC. Offers a fully-funded building assessment
- **Small Business Energy Savings** *(joint)*
 - Assessment/Direct Installs lead to cost-effective turnkey efficiency upgrades

Business Program Offerings (con't)

- **New Construction** *(joint)*
 - Captures efficiency opportunities during the design and construction of new buildings, major renovations of existing buildings, and tenant build-outs
- **In Progress:**
 - ❑ **Economic Redevelopment**
 - Targets existing facilities and properties undergoing major renovation in established “redevelopment areas”
 - ❑ **Building Performance with ENERGY STAR** *(joint)*
 - Assists customers to take a planned approach to increasing their existing buildings’ energy efficiency by utilizing ENERGY STAR®’s portfolio manager while comparing to similar facilities within the market place

Portfolio Program Offerings

□ Emerging Technologies

- Objective is to assess the appropriateness of emerging gas technologies for inclusion in future energy efficiency programs
- Determining whether new strategies, products or devices are reliable, serviceable and provide cost effective energy savings
- Scope includes residential, commercial, and industrial customers in Nicor Gas service territory

EE Plan – Compliance Filing

EEP Proposed Programs	Program Year 1			Program Year 2			Program Year 3		
	Total Budget	Net Therm Savings	Participation	Total Budget	Net Therm Savings	Participation	Total Budget	Net Therm Savings	Participation
Residential Programs									
Home Energy Efficiency Rebate	\$5,587,612	1,459,670	16,700	\$8,396,916	2,235,590	32,112	\$13,035,892	3,549,337	54,908
Home Energy Savings	\$1,860,988	220,729	2,100	\$3,794,427	545,466	5,200	\$5,570,744	854,920	8,150
Multi-Family Energy Savings	\$4,357,194	1,415,925	35,000	\$6,208,670	2,225,025	55,000	\$8,055,723	3,034,125	75,000
New Construction	\$442,728	22,938	200	\$676,438	45,875	400	\$1,028,917	86,016	750
Elementary Energy Education	\$759,251	138,600	10,000	\$1,074,652	207,900	15,000	\$1,383,142	277,200	20,000
Behavioral Energy Savings	\$499,686	384,750	25,000	\$791,161	769,500	50,000	\$1,068,191	1,154,250	75,000
Residential Total	\$13,507,460	3,642,612	89,000	\$20,942,263	6,029,356	157,712	\$30,142,608	8,955,848	233,808
Business Programs									
Business Energy Efficiency Rebates	\$1,689,670	991,607	3,310	\$2,742,347	2,026,860	6,455	\$4,868,929	3,718,644	11,505
Custom Business	\$2,610,360	1,122,250	67	\$7,081,891	3,417,000	204	\$9,681,600	4,941,250	295
Economic Redevelopment	\$464,095	120,000	8	\$857,596	240,000	16	\$1,027,042	300,000	20
Retro-Commissioning	\$1,573,332	581,364	21	\$2,481,678	1,024,308	37	\$2,604,075	1,135,044	41
Small Business Energy Savings	\$760,263	169,329	1,140	\$1,387,291	616,753	2,800	\$1,742,673	965,294	3,750
Business New Construction	\$504,207	189,000	38	\$473,493	198,450	40	\$563,511	250,000	50
Building Performance with ES	\$42,853	20,000	2	\$186,432	100,000	10	\$349,226	200,000	20
Business Total	\$7,644,780	3,193,551	4,586	\$15,210,728	7,623,370	9,562	\$20,837,056	11,510,232	15,681
Emerging Technology	\$870,000			\$1,480,000			\$2,120,000		
Nicor Gas Sub-Total	\$22,022,239	6,836,163	93,586	\$37,632,991	13,652,726	167,274	\$53,099,665	20,466,080	249,489
DCEO Total (25%)	\$7,340,746	1,705,463		\$12,544,330	3,410,926		\$17,699,888	5,116,389	
Total	\$29,362,986	8,541,626	93,586	\$50,177,322	17,063,652	167,274	\$70,799,553	25,582,469	249,489

Nicor Gas EEP Program Launch

Nicor Gas EEP Program Launch	2011							
	Rider 29	June	July	Aug	Sept	Oct	Nov	Dec
Residential Programs								
Home Energy Efficiency Rebates	Red	Green						
Home Energy Savings	Red		Green					
Multi-Family Energy Savings	Red	Green						
New Construction							Yellow	
Elementary Energy Education	Red	Green						
Behavioral Energy Savings							Yellow	
Business Programs								
Business Energy Efficiency Rebates	Red	Green						
Business Custom	Red	Green						
Economic Redevelopment							Yellow	
Retro-Commissioning		Green						
Small Business Energy Savings		Green						
Business New Construction			Green					
Building Performance with ES							Yellow	
Portfolio Programs								
Emerging Technology							Yellow	
EM&V	Red							Yellow

KEY

- Rider 29 Programs
- Rider 30 Launched
- Rider 30 Pending Launch

PY1 First Quarter Results

Final Actual results are in process of being validated.

Data to be updated at SAG meeting

DCEO Q1 Results (as reported to Nicor)

DCEO Program			
Energy Savings (Therm)			
Programs	Cumulative Net Therms YTD	Plan Goal as Filed	PY 1 Pct. Achieved
DCEO			
Municipals (10%)	-	682,185	0.00%
Market Transformation (5%)	-	341,093	0.00%
Low-Income (10%)	-	682,185	0.00%
Other Nicor EE Programs -	-	1,705,463	0.00%
Program Costs			
Programs	Cumulative Costs YTD	Plan Goal as Filed	PY 1 Pct. Achieved
DCEO			
Municipals (10%)	-	2,936,299	0.00%
Market Transformation (5%)	-	1,468,149	0.00%
Low-Income (10%)	-	2,936,299	0.00%
Other Nicor EE Programs -	-	7,340,746	0.00%



RFP Updates

- **EMV RFP Drafted; Comments Received; Publish this month**
- **New Program RFPs – in progress (Announced on AESP)**
 - **Residential New Construction**
 - **Behavior Energy Savings**
 - **Economic Redevelopment**
 - **Emerging Technology**

Program Contact Information

www.nicorgasrebates.com
customerservice@nicorgasrebates.com
1-877-886-4239

Residential Program Contact:
residential@nicorgasrebates.com

Commercial Business Program Contact:
commercial@nicorgasrebates.com

Program Design Questions:
nicorgasrebates@weccusa.org

Nicor Program Management:
Jim Jerozal 630-388-3390 jjeroza@nicor.com
Dan Rourke 630-388-2450 drouрке@nicor.com

Questions?

