

## Program Year 3 DCEO Building Operator Certification (BOC) Program Evaluation

### Presented to

The Illinois Department of Commerce and  
Economic Opportunity (DCEO)

May 15, 2012

Presented by

Randy Gunn  
Managing Director

Navigant Consulting  
30 S. Wacker Drive, Suite 3100  
Chicago, IL 60606

phone 312.583.5700  
fax 312.583.5701

[www.navigantconsulting.com](http://www.navigantconsulting.com)





**Submitted to:**

DCEO  
Illinois Department of Commerce and Economic Opportunity  
620 East Adams Street  
Springfield, IL 62701

**Submitted by:**

Navigant Consulting, Inc.  
30 S. Wacker Drive, Suite 3100  
Chicago, IL 60606  
Phone 312.583.5700  
Fax 312.583.5701

**Contact:**

Randy Gunn, Managing Director  
312.938.4242  
Randy.Gunn@Navigant.com

Jeff Erickson, Director  
608.497.2322  
Jeff.Erickson@Navigant.com

**Prepared by:**

Julianne Meurice  
312.583.5740  
Julianne.Meurice@Navigant.com

Miriam Morris  
925.930.2725  
Miriam.Morris@Navigant.com

Roger Hill  
206.292.2583  
Roger.Hill@Navigant.com

Laura Tabor  
303.728.2470  
Laura.Tabor@Navigant.com

## Table of Contents

Section E.	Executive Summary .....	1
Section 1.	Introduction to the Program.....	9
1.1	Program Description .....	9
1.2	Evaluation Questions .....	10
Section 2.	Evaluation Methods.....	11
2.1	Analytical Methods.....	11
2.1.1	Impact Evaluation Methods .....	11
2.1.2	Process Evaluation Methods .....	15
2.2	Data Sources .....	16
2.2.1	Final Course Evaluations.....	16
2.2.2	In-Depth Telephone Interviews.....	17
2.2.3	Telephone Surveys.....	17
2.3	Sampling .....	18
Section 3.	Program Level Results .....	19
3.1	Impact Analysis.....	19
3.1.1	Gross Program Impact Parameter Estimates .....	19
3.1.2	Gross Program Impact Results.....	25
3.1.3	Net Program Impact Parameter Estimates.....	27
3.1.4	Net Program Impact Results .....	27
3.2	Process Evaluation Results .....	34
3.2.1	Program Theory .....	34
3.2.2	Participant Satisfaction.....	36
3.2.3	Course Content and Approach .....	37
3.2.4	Course Logistics and Program Administration.....	40
3.2.5	Marketing and Outreach.....	41
3.3	Cost Effectiveness Review .....	44
Section 4.	Conclusions and Recommendations .....	46
4.1	Conclusions.....	46
4.1.1	Program Impacts.....	46
4.1.2	Program Processes .....	49
4.2	Recommendations .....	50
4.2.1	Impact Recommendations .....	50
4.2.2	Process Recommendations .....	51
Appendix A.	BOC Participant Survey Interview Guide .....	53

## Section E. Executive Summary

### *E.1 Evaluation Objectives*

This report is designed to present Navigant's findings and recommendations from the team's Program Year 3 (PY3) evaluation of the Illinois Department of Commerce and Economic Opportunity's (DCEO's) Building Operator Certification (BOC) training program. These findings and recommendations reflect feedback provided by a sample of participants attending DCEO's BOC trainings during the current evaluation cycle, June 2008 through May 2011, to assure that the participant feedback most accurately represents the training's impact, both process and savings-related, on participants in PY3.

DCEO chose Navigant Consulting to conduct a process and impact evaluation of the BOC program for PY3. The objectives of this evaluation were to: (1) quantify gross and net savings impacts from the program; (2) determine key process-related program strengths and weaknesses to identify ways in which the program can potentially be improved; and (3) calculate the program's benefit: cost ratio.

### *E.2 Evaluation Methods*

Navigant estimated gross savings impacts from the BOC program by analyzing and modeling participant survey data. The survey instrument asked participants about changes they have made to their operations and maintenance (O&M) practices, as well as any equipment retrofits or replacements that have occurred since they participated in the program. The net impacts were estimated based on the level of influence of the program reported by participants, as well as whether projects had already been rebated by other programs.

The methods used for the process evaluation included in-depth interviews with the DCEO program manager, the implementation contractor's (MEEA's) program staff, and with BOC training instructors and coordinators, as well as a participant telephone survey and an analysis of course evaluations completed by students on the last day of classes.

Table E-1 below provides a summary of the principal data sources contributing to the impact and process evaluations of the BOC Training program. For each data element listed the table provides the targeted population, the sample frame, and sample size.

**Table E-1. Principal Data Sources Contributing to the PY3 Evaluation**

Data Collection Type	Targeted Population	Sample Frame	Sample Design	Sample Size
Final Course Evaluations (Immediate Feedback)	BOC Program Participants	254	All available, consistently formatted and summarized voluntary evaluations by graduating students on last day of class of series	30
In-Depth Telephone Interviews	DCEO Program Staff	2	DCEO Program Managers	2
	MEEA Program Staff	2	Most recent past and present BOC program implementation staff	2
	Instructors (and Coordinators)	10	3 Instructors and 1 Coordinator	4
Telephone Surveys	BOC Program Participants	224	Stratified Random Sample of DCEO BOC Program Participants	43

### **E.3 Key Findings**

The following subsections highlight the key findings from impact and process evaluations.

#### **E.3.1 Key Impact Findings**

Table E-2 shows the PY3 and program-cycle-to-date net savings for the BOC program. The program-cycle-to-date period includes course series completed from June 2008 to May 2011. Net savings presented here do not include retrofit projects which have been influenced by the program but also rebated by other energy efficiency (EE) programs. The bottom two lines of Table E-2 show *in italics, for reference*, BOC program net savings levels if such rebated projects were included.

**Table E-2. Building Operator Certification Program Net Savings**

	MWh	kW	Therms
Per Participant	181	37	557
Per Square Foot	0.374*	0.075*	0.001*
<b>Extrapolated to PY3 Participants</b>	8,880	1,750	30,000
<b>Extrapolated to Full Evaluation Cycle</b>	43,490	8,880	128,000
<i>Note: PY3 Participants, Including Rebated Savings</i>	19,990	3,920	31,000
<i>Note: Evaluation Cycle Participants, Including Rebated Savings</i>	89,770	17,650	132,000

\*Per Square foot demand values have units of kWh/ ft<sup>2</sup> and Watts/ft<sup>2</sup>. Columns may not sum due to rounding.

Source: Navigant Analysis.

Additional findings are summarized here:

- Savings for the program were high, although net savings are currently 30%, 32%, and 65% of gross energy, demand, and therm savings, respectively. Net savings are based on participant-reported influence scores and whether retrofit and replacement projects were rebated by other energy efficiency programs.
- Net savings per participant and per square foot were generally higher for Level I participants than for Level II participants. However, gross savings per participant and per square foot were similar between the course levels. This could indicate that more Level II participants are taking advantage of other energy efficiency rebates.
- Many retrofit and replacement energy efficiency projects influenced by the BOC program are being rebated by other energy efficiency programs. Participant savings were based on both reported program influence scores and reported information on additional rebates received. It may be possible for the BOC program to “share” some of the savings rebated by other programs in the future if its influence can be demonstrated.
- Compared to similar programs, per participant and per square foot kilowatt-hour and kilowatt savings are high, but therm savings are low. This may be due to regional differences in common fuel types.
- Operations and maintenance (O&M) improvements accounted for 33% of net kWh savings, 27% of net kW savings, and 55% of net therm savings.

### **E.3.2 Key Process Findings**

This section summarizes key findings from the process evaluation with regards to participant satisfaction with the course, course content and approach, course logistics and program administration, and marketing and outreach.

## **Participant Satisfaction**

Overall, both Level I and Level II participant satisfaction with the course was high according to feedback from both the final course evaluations as well as the participant telephone survey. No respondent provided either the lowest rating of “fair” in the final course evaluations or the lowest ratings of “somewhat satisfied” or “not at all satisfied” in the participant telephone survey. Consistent with a high satisfaction rating, 81% of all participants surveyed responded that they had already recommended the BOC training program to colleagues.

## **Course Content and Approach**

While feedback regarding the approach to the course was positive overall, many students and instructors suggested that efforts be made to improve course content and materials, primarily those for Level I courses.

Many Level I students commented that information was not presented in the right amount of detail; i.e., courses were not customized enough to their knowledge levels. For improvements to the course, Level I students suggested that they have more hands-on training. Many of these students also suggested improving in-class workbooks to be more useful and readable. Instructors interviewed agreed that material should be cut down so that there is enough time for hands-on training and all students, with their widely varying backgrounds, can gain additional expertise. Instructors also recommended making workbooks more presentable (in color and more organized) and providing the workbooks at least one week ahead of class so students are better prepared.

Level II students were generally satisfied with the course content in the series and did not provide much explicit feedback on potential improvements. The few that did suggested the course would be better with more hands-on training, more frequent program offerings, and better access to follow-up courses.

## **Course Logistics and Program Administration**

Students surveyed provided mixed feedback on course structure and schedule. The main source of discontent with the course schedule – which was expressed by many of the Level I and Level II students surveyed - was that there was too much time between each class in a course. Students indicated that they would prefer taking classes once a week and/or with on-line training components.

Instructors were positively regarded by Level I and Level II students in general.

Instructors, when asked about facilities, unanimously agreed that community colleges have better facilities and technological resources than the Chicago Center for Green Technology. Most students were satisfied with the course facilities, and any student dissatisfaction stemmed

more from the location than the amenities of the facility itself. Many students indicated that the traffic and time to get to class were negative aspects of the training.

Instructors commented that there had been considerable turnover in MEEA's BOC program administrator, but they nonetheless rated MEAA's program administration very highly.

### **Marketing and Outreach**

Participants almost unanimously stated that they heard about the course through their workplace, where it was mentioned as either recommended training or a mandatory course. The majority of students wanted to improve their skills as building operators or lower energy consumption in their building; others stated job requirements or ComEd's Retro-commissioning program requirements as reasons for deciding to enroll in the course.

Tuition rebates were more important for Level II students than Level I students, possibly because the more advanced students took classes for professional development purposes rather than job mandates. Approximately 50% of Level I participant survey respondents believed that the tuition rebate from DCEO was "very important" or "somewhat important" to their ability to take the course. In contrast, three quarters of Level II respondents stated that the tuition rebate was either "very important" or "somewhat important".

Students stated that the best ways to reach building operators are through word-of-mouth and direct advertising to facilities and employers.

Level I and Level II participants surveyed highlighted program cost and lengthy time period of course schedules as the two major barriers to attending BOC training programs. Proportionately more Level I participants cited these two barriers relative to Level II students.

### **E.3.3 Key Recommendations**

This section highlights both key impact and process recommendations based on the evaluation findings.

#### **Key Impact Recommendations**

- The results presented in this report are based on participant responses. Savings estimates could be improved through collection of facility square footage and energy usage data when participants enroll in the program. The impact evaluation is presently constrained to some degree by the participants' relatively limited understanding of their own facilities' energy use and of the potential impact of various measures on that energy use.
- If some of the classes are shorter than the hours allotted to them, there could be potential to add some hands-on real world exercises to the classes either as homework

or as in-class exercises that will benefit both the participants and the evaluators. The results of this homework and in-class exercises would then feed into subsequent impact evaluations. Such activities could include the following:

- Having participants provide the square footage and major processes at the facilities that they are responsible for overseeing
- Having participants report at the end of each session on any changes that they have made at their facilities as a result of the training and any estimated savings
- Having participants report on any changes they would like to make at their facilities and how they plan to go about doing so
- Having participants obtain their annual energy consumption for their facilities and report them confidentially on their evaluation for that course.
- Having course instructors also provide MEEA with the final project report that each of the participants do to receive the final rebate, and get the instructors to ensure that the content of that report includes the cost savings specific to the project.
- The BOC program stands to benefit from increased interaction with other EE programs. DCEO could work with other programs to track savings claimed by and rebates paid to BOC participants. If the BOC program is a strong influencer for participation in other programs, it could claim a larger portion of retrofit savings reported by participants.

## Key Process Recommendations

Process recommendations focus on program design, administration and resources.

### *Program Design*

- **Increase Student Engagement.** MEEA should consider increasing student engagement and learning in classes by providing workbooks at least a week before class.
- **Enhance Classroom Experience.** DCEO, MEEA, instructors and BOC should consider the potential to implement student and instructor feedback regarding improvements in content (shorter Level I lessons, more hands-on activities) and approach (on-line course components, colored workbooks) provided.
- **Consider An Alternate Schedule.** Many students surveyed commented that the classes in each Level are too spread apart. MEEA should consider holding class sessions for each series more frequently – weekly at best – to keep students engaged and active.
- **Consider An Alternate Chicago Facility.** Multiple participants preferred not to drive into the city during rush hour and drive long distances to get to classes at the Chicago Center for Green Technology. Instructors also commented that the amenities at the Center were not as good as those in the community college classrooms. DCEO should consider providing a facility that may reduce commute and have better amenities in the city of Chicago.

### *Program Administration*

- **Enhance Data Collected in Application.** MEEA should consider asking participants to provide employer and facility type in their application so that marketing efforts can be better channeled to increase participation.
- **Standardize Final Course Evaluations.** Currently, MEEA's final course evaluation for students is not standardized. MEEA should consider standardizing feedback forms so that data from all courses can be aggregated and analyzed to provide a full picture of student opinions. Navigant can work with MEEA to create standardized forms so that immediate feedback can be better mined and Navigant's future process surveys can provide more robust conclusions.

### *Program Resources*

- **Leverage Utilities (ComEd and Ameren).** ComEd's and Ameren's account executives have relationships with many of the companies and facilities managers whose building operators are potential BOC participants. DCEO and MEEA should determine whether these avenues have been fully utilized in marketing the BOC program.
- **Investigate requiring participants in retro-commissioning programs to participate in BOC as a retro-commissioning program requirement.** ComEd currently requires participants in their retro-commissioning program to do so.

### **E.3.4 Cost-Effectiveness Review**

Cost effectiveness is assessed through the use of the Illinois Total Resource Cost (TRC) test. Table E--3 summarizes the unique inputs used to calculate the TRC ratio for the Building Operator Certification Program in PY3. Most of the unique inputs come directly from the evaluation results presented in this report. Measure life estimates were based on similar ComEd programs, third party sources including the California Public Utilities Commission (CPUC) developed Database of Energy Efficiency Resources (DEER) and previous Navigant evaluation experience with similar programs. Program costs data came directly from DCEO. Incremental costs were estimated from program, survey data and similar ComEd programs. Avoided cost data came from both ComEd and Ameren and are the same for all programs.

**Table E--3. Inputs to TRC Model for Building Operator Certification Program**

Item	Value Used
Participants	601
Annual Gross Energy Savings	8,879 MWh
Gross Coincident Peak Savings	1.76 MW
Net-to-Gross Ratio	100%
DCEO Administration and Implementation Costs	\$34,989
DCEO Incentive Costs	\$43,325
Participant Contribution to Incremental Measure Costs	\$2,158,106

Based on these inputs, the Illinois societal TRC for this program is 1.11 and the program passes the Illinois TRC test.

## Section 1. Introduction to the Program

This evaluation report assesses both the PY1 to PY3 and PY3 results of the Building Operator Certification (BOC) program, one of DCEO's Public Sector Electric Efficiency incentive programs, based on feedback from participants who participated during the three-year evaluation cycle.

### 1.1 *Program Description*

The Illinois Department of Commerce & Economic Opportunity (DCEO) offers the Building Operator Certification (BOC) training program to building operators in Illinois to educate them about maintenance practices that can increase the energy efficiency of building equipment. DCEO outsources program implementation to the Midwest Energy Efficiency Alliance (MEEA), which coordinates, markets, and administers the BOC program in Illinois. BOC is a national training program licensed to MEEA to offer in Midwestern states, including Illinois.

The BOC program has been offered by DCEO since 2003, with training available at two levels: Level I and Level II. The Level I series offers a series of introductory courses, while the Level II course series takes a deeper look at Level I topics. To date, according to MEEA, 601 participants have completed the trainings. During the three program years from June 2008 through May 2011, 221 students completed Level I and 33 students completed Level II students. Twenty of the 221 students in Level I also completed Level II. . Each course series is typically open to any interested building operator, with Level II students only required to have completed level I. However, over the last seven years, there are two exceptions to open classes: in one series, course attendance was restricted to Wilbur Wright Community College students. In the second instance, only interested parties from Scott Air Force Base were allowed to attend. This evaluation captures feedback from a sample of students who attended courses during PY1 to PY3 (except Wilber Wright community college students who had not completed the course by the end of PY3), and applies those findings to PY3 participation.

Courses are typically full-day sessions spread out over four to six months and are offered throughout the state of Illinois. In Chicago, classes are held at the training center of the Chicago Center for Green Technology. Classes offered outside of Chicago are mostly held in classrooms of community colleges.

During PY3, rebates of \$350 (towards a training course cost of \$1250) were provided to graduates once they have earned BOC credentials. Credentials are awarded to participants who have attended classes, completed required projects, and passed competency exams. DCEO's objective for the BOC program in PY3, per their revised plan, was to measure and claim savings from the program on a pilot basis.

## **1.2      *Evaluation Questions***

Navigant Consulting conducted the PY1 to PY3 process and impact evaluation of DCEO's BOC program. The objectives of this evaluation were to: (1) quantify PY1 to PY3 gross and net savings impacts from the program and to apply those impacts to PY3 participation only; (2) determine key process-related program strengths and weaknesses to identify ways in which the program can potentially be improved; and (3) calculate the program's PY3 benefit: cost ratio.

Navigant anticipated answering the following key researchable questions for the impact evaluation:

1. What are the gross impacts from this program?
2. What are the net impacts from this program?
3. Did the program meet its energy and demand goals? If not, why not?
4. What is the program's benefit:cost ratio?

Navigant anticipated answering the following key researchable questions for the process evaluation:

1. Has the program design changed from the previous year? If so, how, why, and was this an advantageous change?
2. Is implementation on track and meeting goals? Has the program been implemented in a manner consistent with program design?
3. Have program design, marketing and processes been effectively implemented?
4. What is the level of customer satisfaction with the program? What are barriers to participation?
5. What market effects among program end-users can be associated with program, such as channeling or spillover to other programs?

## Section 2. Evaluation Methods

This section describes the evaluation approach, data sources and data collection methodology, and sampling techniques used to conduct the process and impact evaluations for the BOC program.

The final PY3 evaluation plan called for Navigant to interview DCEO BOC program managers, MEEA implementation staff, instructors, and past participants (via surveys) to provide program process recommendations; estimate energy savings with survey results; and calculate the BOC program benefit:cost ratio.

The sections that follow provide greater detail on the methods deployed.

### 2.1 *Analytical Methods*

This section details the evaluation approach for both the impact and process evaluations.

#### 2.1.1 **Impact Evaluation Methods**

The objective of the impact evaluation is to quantify the energy savings that can be attributed to the program. Navigant used a four-step, quantitative process to estimate the energy savings associated with the BOC program. The first three steps dealt with the evaluation sample of 43 participants who completed telephone interviews for the evaluation. The final step quantified the results from the sample on a per-participant and per-square-foot basis to enable extrapolation to overall program participants.

1. Navigant estimated baseline consumption for the sampled participants based on facility type and square footage. The team used secondary sources to allocate energy use among various end-uses.
2. Navigant then computed gross kWh and therm savings for each end-use at the 43 sites that participated in the telephone interview based on reported measures installed and reported changes to O&M practices.
3. Gross savings were converted into net savings by taking into the account the level of influence of the BOC training on the actions taken and whether other incentives were received for equipment retrofit or replacement measures.
4. Finally, total savings from the sample were calculated on a per-participant and per-square-foot basis to enable extrapolation to all program participants and specifically to PY3 participants.

## Data Resources

The impact evaluation, like the process evaluation, was based on the 43 interviews conducted in August to September 2011 with a sample of BOC training participants who took either Level 1 or Level 2 training in the period June 2008 – May 2011. About 35 of the respondents had taken the Level 1 course and eight of them had taken the Level 2 course. During these interviews a series of questions assessed whether the participants had undertaken any energy efficiency activities after the training that could be attributed to the BOC course content. The questions asked about equipment retrofit or replacement measures and operational changes that were a result of the BOC training. Furthermore, the participants rated the influence of the training on their energy efficiency activities and whether other EE incentive programs were used. These factors are used to attribute net savings to the BOC program.

Calculations used to assess energy impacts were based on both the survey answers and the following secondary sources:

- The 2003 Commercial Building Energy Consumption Survey<sup>1</sup> (CBECS), which provided a breakdown of energy use by end use for types of commercial building represented by program participants.
- ComEd-approved prescriptive savings workpapers, which were used to estimate savings from retrofit and equipment replacement measures as well as operating hours for some measures.<sup>2</sup>
- The Minnesota Deemed Savings Database<sup>3</sup>, which was used to estimate savings from retrofit and equipment replacement measures not specified by the ComEd workpapers.
- Program materials for the BOC courses, including secondary sources used during courses such as the Motor Master database.

## Gross Savings for Sample

Navigant Consulting undertook a multi-step process to derive gross savings estimates. In the first step, savings were calibrated to typical energy use. To do this Navigant created a Baseline

---

<sup>1</sup> US Department of Energy - Energy Information Agency 2003 Commercial Building Energy Consumption Survey [http://www.eia.doe.gov/emeu/cbecs/cbecs2003/detailed\\_tables\\_2003/detailed\\_tables\\_2003.html](http://www.eia.doe.gov/emeu/cbecs/cbecs2003/detailed_tables_2003/detailed_tables_2003.html)

<sup>2</sup> "ComEd Workpapers 6-1-10.doc," used with permission from ComEd.

<sup>3</sup> Minnesota Deemed Savings Database, MN Department of Commerce. Results from the Zone 3 region were used (primarily for kWh/kW ratios). Zone 3 was chosen since a majority of commercial building stock is in this zone. <http://www.state.mn.us/portal/mn/jsp/content.do?subchannel=-536895041&programid=536919090&id=-536893853&agency=Energy&sp2=y>

Consumption Model and calculated gross savings based on the actions taken and amount of the facility (or pieces of equipment) affected by those actions. The following two subsections present these processes.

### **Baseline consumption model**

Previous analyses of BOC program savings have been conducted by assuming a universal energy intensity that applies to all building types and is independent of energy end use. One such resource for this approach is the 2009 Northwest Commercial Building Stock Assessment (CBSA)<sup>4</sup>, which provides a universal building energy usage intensity of 16.7 kWh/ft<sup>2</sup>. This study generated energy intensity estimates by combining utility billing information with respective building square footages, and categorizing the results by building types. Results are presented in categories ranging from building square footage, year of building construction, monthly energy use patterns, and others.

In order to more accurately determine energy savings from the DCEO BOC program, it was necessary to analyze building energy consumption by end use for various building types. This would allow the savings from BOC-influenced procedures, upgrades, and behaviors pertaining to individual end use categories to be targeted and quantified. Navigant used data obtained from the 2003 Commercial Buildings Energy Consumption Survey (CBECS) for this analysis. . The CBECS data is published by the U.S. Energy Information Administration<sup>5</sup>.

The 2003 CBECS data for energy intensity by end use are based on monthly consumption data and climate degree-day data. The results for electrical use were determined by data from 1,500 buildings, and the results for natural gas were based on data from 1,000 buildings.

The energy usage numbers were developed using a series of modeling techniques. The models incorporated data regarding the building sizes and equipment types (HVAC, water heating, lighting, office equipment, cooking, refrigeration, other) along with engineering equations from the American Society of Heating, Refrigeration and Air-Conditioning Engineers (ASHRAE), the Illuminating Society of North America (IESNA), and others. A number of technical parameters determine the energy usage model estimates, including the system efficiencies of building equipment, heat losses and gains, ventilation volumes, lighting power densities, and many others.

---

<sup>4</sup> Northwest Commercial Building Stock Assessment, Final Report, December 21, 2009, report by The Cadmus Group, accessed December 2010 at <http://neea.org/research/reports/10-211CBSA.pdf>

<sup>5</sup> 2003 Commercial Buildings Energy Consumption Survey, U.S. Energy Information Administration, accessed December 2010 at <http://www.eia.doe.gov/emeu/cbecs/contents.html>. The 2007 CBECS report was scheduled for release at the end of 2010; however, at the time of this report it was not available and a release date was not specified.

To determine the DCEO BOC program savings, Navigant used CBECS data to tabulate average energy intensities by end use for various building types. A total of 18 different building types were specified. CBECS reported energy intensities for both electric (in units of kWh/ft<sup>2</sup>) and gas (in units of thousand Btu/ft<sup>2</sup>) end use categories. The CBECS data contained ten categories for electric end uses and four categories for gas end uses.

In order to link the DCEO BOC survey results with the CBECS data, it was first necessary to place the results for each survey participant building type into one of the CBECS building type categories. The DCEO BOC survey contained 16 options for building types, plus an additional option to specify any unlisted building type. Several of the types directly corresponded to CBECS categories, whereas some did not. Facilities without direct matching to CBECS were mapped to CBECS categories based on CBECS' description of which types of buildings were included in each of the 18 categories Table 2-1.

**Table 2-1: Mapping of Survey Participants to CBECS Facility Type**

Facility Type Specified by Survey Participants	Corresponding CBECS Facility Type
School/University	Education
Grocery	Food Sales
Restaurant	Food Service
Hospital/Medical	Health Care
Hotel/Motel	Lodging
Office	Office
Government	
Real estate/property management	
Process Industrial	Other
Other Industrial	
Residential/Apartment Building	
Mixed Use	
Waste water treatment	
Other	
Corrections/Jail	Public Order and Safety
Retail	Retail (non-mall)
Warehouse	Warehouse

### **End-Use Savings Calculations**

Navigant used a variety of resources, combined with engineering analyses, to estimate energy and demand impacts for the various actions taken by the sample sites. Both electric and natural gas savings were included in the analyses, as appropriate.

- Baseline lighting and HVAC load intensities (kWh and Therms/ft<sup>2</sup>) were primarily based on the Commercial Buildings Energy Consumption Survey (CBECS)<sup>6</sup> and adjusted to match the specifications of individual sites as noted above.
- The ratio of energy savings to demand savings (kWh/kW) for specific end-uses were estimated based on a review of ratios of energy savings to demand savings from the ComEd prescriptive savings workpapers<sup>7</sup> and the Minnesota Deemed Savings Database<sup>8</sup>. Operating hours were estimated based on the approved prescriptive measure savings and operating hours used by ComEd and DCEO.
- Engineering analysis was used directly to estimate energy savings from motor measures.

### 2.1.2 Process Evaluation Methods

Navigant's approach to the process evaluation comprised the following steps:

1. Navigant held an initial kick-off meeting with DCEO program staff to review Navigant's assignment and discuss the team's proposed work plan approach and timeline.
2. The evaluation team conducted two interviews with MEEA program managers to discuss MEEA's responsibilities, implementation strategies, and lessons learned. MEEA also provided to Navigant the student participation records from classes held during the past three program cycles and summarized results from final course evaluations requested by the coordinator of all participants at the final course in both the Level I and Level II course series.
3. Navigant also reviewed and analyzed the BOC program course listings and training materials.
4. The team interviewed several instructors and coordinators of the BOC program identified by MEEA as some of the more active and knowledgeable of those MEEA employs for the BOC program.
5. Navigant developed a participant sample for a telephone survey based on student graduation year and class location, from data provided by MEEA for PY1 to PY3.
6. Navigant also drafted a telephone survey instrument that was then approved by DCEO and tested by Navigant's market research provider, Opinion Dynamics Corporation (ODC).

---

<sup>6</sup> Commercial Buildings Energy Consumption Survey 2003, Public Use Microdata, U.S. Department of Energy, Energy Information Administration. <http://www.eia.doe.gov/emeu/cbecs/contents.html>

<sup>7</sup> "ComEd Workpapers 6-1-10.doc," used with permission from ComEd.

<sup>8</sup> Minnesota Deemed Savings Database, MN Department of Commerce. Results from the Zone 3 region were used (primarily for kWh/kW ratios). Zone 3 was chosen since a majority of commercial building stock is in this zone. <http://www.state.mn.us/portal/mn/jsp/content.do?subchannel=-536895041&programid=536919090&id=-536893853&agency=Energy&sp2=y>

7. DCEO emailed letters to all program participants to notify them of a possible phone call for a 20-30 minute survey.
8. Past BOC program participants were then surveyed by ODC.
9. Results from the final course evaluations, instructor and coordinator interviews, and participant phone surveys were analyzed and summarized in this final report.

Details of data sources are provided in the next section.

## 2.2 *Data Sources*

Table 2-2 provides a summary of the data collection activities in support of the PY3 evaluation, including the targeted population and source of data.

**Table 2-2. Principal Data Sources Contributing to the PY3 Evaluation**

Data Collection Type	Targeted Population	Sample Frame	Sample Design	Sample Size
Final Course Evaluations (Immediate Feedback)	BOC Program Participants	254	All available, consistently formatted and summarized voluntary evaluations by graduating students on last day of class of series	30
In-Depth Telephone Interviews	DCEO Program Staff	2	DCEO Program Managers	2
	MEEA Program Staff	2	Most recent past and present BOC program implementation staff	2
	Instructors (and Coordinators)	10	3 Instructors and 1 Coordinator	4
Telephone Surveys	BOC Program Participants	224	Stratified Random Sample of DCEO BOC Program Participants	43

### 2.2.1 **Final Course Evaluations**

Navigant received a summary from MEEA of final course evaluations turned in by students on the final day of the BOC course series. Navigant was only able to quantitatively analyze course

feedback from 21 Level I students and 9 Level II students due to inconsistencies in the course evaluation form. Navigant also qualitatively analyzed comments provided by 21 additional Level I students regarding their satisfaction with the BOC course. There were no comments provided by Level II students.

### 2.2.2 In-Depth Telephone Interviews

Navigant conducted in-depth telephone interviews with three sets of respondents knowledgeable about the DCEO BOC program.

- **DCEO Staff:** The team's discussion with DCEO program managers set the foundation for what was expected in the process and impact evaluations and also provided necessary program background and objectives.
- **MEEA Staff:** An interview with MEEA program managers was conducted to discuss MEEA's responsibilities, implementation strategies, and lessons learned.
- **Instructors and program coordinators:** Navigant conducted phone interviews with three instructors who taught segments of the BOC training program in Illinois. Navigant also interviewed one instructor who was also a coordinator for an Illinois training series. Coordinators are essential to the program because they attend every class in a course and set up facilities, correct homework, and coordinate feedback and evaluations. The coordinator and instructors' suggestions and comments are reflected in the process evaluation analysis.

### 2.2.3 Telephone Surveys

The evaluation team's primary data collection approach was the telephone survey administered to a subset of Level I and Level II graduates. Navigant evaluation team member Opinion Dynamics Corporation (ODC) conducted the telephone surveys for this project, as is the case with all DCEO program evaluations. The survey included questions about program satisfaction and barriers to attending the trainings, as well as actions completed with regard to energy efficient equipment installation and operations and maintenance (O&M) practices. The survey is attached as a PDF in Appendix A.

Of the 221 enrolled students who completed the BOC Level I training series in program years June 2008 through May 2011, Navigant targeted 50 students stratified based on the year and location of the class they attended. Navigant also targeted surveying all 33 students who completed the BOC Level II training series in the same program years. After two weeks of survey outreach, 35 Level I and eight Level II students provided complete phone interviews.

## 2.3 Sampling

In July and August, 2011, MEEA provided the Navigant team a list of all participants in the BOC training program from June 2008 through May 2011 with each participant's company, contact information, course level, and location of the course.

MEEA ran twelve Level I course series and two Level II course series in PY1 through PY3. A total of 221 Level I students and 33 Level II students completed those courses.

Navigant created a stratified sample of all Level I participants based on year and location of class. The Level I population, after removing 10 bad phone numbers and 20 students who also took Level II training, yielded a total of 191 students. The target for complete surveys was set at 50 Level I students, stratified by year and location of class, based on participant proportion of the total population. Table 2-3 below details the targeted completes by stratified year/location code.

Since there were only two Level II courses offered during that program cycle, Navigant chose to attempt a census of all 33 graduates, recognizing that all would not agree to respond to the survey.

**Table 2-3. Phone Survey Targets for Level I Participants**

Code	Target Completes
2008Chicago	13
2008Edwardsville	4
2008Normal	5
2009Carterville	4
2009Chicago	4
2009Scott Air Force Base	4
2010Aurora	2
2010Bloomington	4
2010Chicago	7
2011Chicago	3
<b>TOTAL STRATIFIED SAMPLE</b>	<b>50</b>

ODC conducted interviews over the period of August to September 2011. In order to reach as many participants as possible, ODC implemented different strategies, including calling over extended work hours and relaxing the qualitative strata. In that time period, 43 surveys were completed with 35 Level I students and eight Level II students.

## Section 3. Program Level Results

This section presents the PY1 to PY3 Building Operator Certification (BOC) program impact and process evaluation results, as well as the PY3 program impact results.

### 3.1 *Impact Analysis*

The impact analysis for the BOC Program utilized survey data from 43 program participants. Due to the nature of the program, typical document review and M&V protocols were not feasible. Navigant has presented savings results at three levels: gross savings, BOC-attributable savings, and net savings. Gross savings represent all measures taken by participants, regardless of program influence or other EEREbates. BOC-attributable savings account for how much influence the program had on participant actions, but includes measures rebated by other programs. In the net savings values, these rebated savings have been removed to eliminate any “double-counting” of savings. In the future, the DCEO may be able to work with other programs to claim a portion of these savings.

#### 3.1.1 Gross Program Impact Parameter Estimates

The following subsections describe the savings estimation approach for each of the ten retrofit/replacement measures and seven operational system improvement categories identified in the follow-up interviews.

##### Installed Lighting Controls

Lighting controls reduce the hours of operation of a lighting system. Navigant estimates that controls reduce hours of operation for the lighting end use by approximately 27%.<sup>9</sup> The analysis covered occupancy sensors, daylighting, photocells, and timeclocks.

Gross Energy Savings = End-Use Intensity (kWh/ft<sup>2</sup>) x Gross Savings Ratio x Affected Area (ft<sup>2</sup>).

Where:

Energy Use Intensity: Based on CBECS data

Savings ratio: Navigant estimate based on survey responses and secondary research

Affected Area: Based on survey responses

---

<sup>9</sup> “ComEd Workpapers 6-1-10.doc,” used with permission from ComEd.

### **Installed Energy Efficient Lighting**

Lighting technology upgrades are typified by T8 or T5 replacements for T12 systems, CFL replacement of incandescent lights or fluorescent high-bay replacement of HID lighting. Navigant estimates lighting equipment saves about 32% of the lighting end-use.<sup>10</sup>

Gross Energy Savings = End-Use Intensity (kWh/ft<sup>2</sup>) x Gross Savings Ratio x Affected Area (ft<sup>2</sup>).

Where:

Energy Use Intensity: Based on CBECS data

Savings ratio: Navigant estimate based on survey responses and secondary research

Affected Area: Based on survey responses

### **Installed High Efficiency Motors**

Premium efficiency motors have higher efficiency compared to like-style standard motors of 1% to 2.7% depending on the size of the motor.

Gross Energy Savings = Nameplate HP x Conversion Factor x Hours of Operation x Loading x Gross Savings Ratio.

Where:

Nameplate HP: Survey data

Conversion factor: 0.746 kW/HP

Hours of operation: 4,067 hours, based on average installed HP of 22.9<sup>11</sup>

Loading: Navigant estimate 70%

Gross Savings Ratio: Navigant estimate 1.5%

### **Installed Variable Frequency Drives (VFDs)**

VFDs drive motors serve centrifugal loads with far less power at lower loads and speeds. Various load profiles estimate power energy reduction between 10% and 60% depending on use.

---

<sup>10</sup> "ComEd Workpapers 6-1-10.doc," used with permission from ComEd.

<sup>11</sup> "ComEd Workpapers 6-1-10.doc," used with permission from ComEd.

Gross Energy Savings = Nameplate HP x Conversion Factor x Hours of Operation x Loading x Savings Ratio.

Where:

Nameplate HP: Survey data

Conversion Factor: 0.746 kW/HP

Hours of Operation: 4,067 hours, based on average installed HP of 33.1<sup>12</sup>

Loading: Navigant estimate 70%

Gross Savings Ratio: Navigant estimate 30%

#### **Installed Energy Efficient Heating**

The heating end-use measures include condensing boilers and furnaces, retrofit heat recovery and retrofit combustion controls.

Gross Energy Savings = End-Use Intensity (Therms/ft<sup>2</sup>) x Gross Savings Ratio x Affected Area (ft<sup>2</sup>).

Where:

Energy Use Intensity: Based on CBECS data

Gross Savings Ratio: Navigant estimate based on survey responses and deemed savings databases, 4%.

Affected Area: Based on survey responses

#### **Installed Energy Efficient Cooling**

The cooling end-use measures include new chillers or high-efficiency direct expansion cooling, cooling towers and cooling coils.

Gross Energy Savings = End-Use Intensity (kWh/ft<sup>2</sup>) x Gross Savings Ratio x Affected Area (ft<sup>2</sup>).

Where:

Energy Use Intensity: Based on CBECS data

---

<sup>12</sup> "ComEd Workpapers 6-1-10.doc," used with permission from ComEd.

Gross Savings Ratio: Navigant estimate based on survey responses and secondary sources, 14%.<sup>13</sup>

Affected Area: survey response

**Installed Energy Efficient Domestic Hot Water**

Condensing and instant water heaters, insulation and heat recovery are measures for the hot water end-use category.

Gross Energy Savings = End-Use Intensity (Therms/ft<sup>2</sup>) x Gross Savings Ratio x Affected Area (ft<sup>2</sup>).

Where:

Energy Use Intensity: Based on CBECS data

Gross Savings Ratio: Navigant estimate based on survey responses and deemed savings databases, 5%

Affected Area: Based on survey responses

**Installed Energy Management System**

This end-use is an overlay to heating cooling and ventilation end-uses and includes basic stop-start control all the way up to optimization of heating, cooling and ventilation systems.

Gross Energy Savings = End-Use Intensity (kWh/ft<sup>2</sup>) x Gross Savings Ratio x Affected Area (ft<sup>2</sup>).

Where:

Energy Use Intensity: Based on CBECS heating (Therms/ft<sup>2</sup>), cooling and ventilation energy use.

Gross Savings Ratio: Navigant estimate based on survey responses, 10%

Affected Area: Based on survey responses

---

<sup>13</sup> "ComEd Workpapers 6-1-10.doc," used with permission from ComEd.

### **Installed Economizer**

This end-use is a subset of the cooling end-use and it reflects installation of new equipment to reduce hours of mechanical cooling operation.

Gross Energy Savings = End-Use Intensity (kWh/ft<sup>2</sup>) x Gross Savings Ratio x Affected Area (ft<sup>2</sup>).

Where:

Energy Use Intensity: Based on CBECS data

Gross Savings Ratio: Navigant estimate based on survey responses, 5%

Affected Area: Based on survey responses

### **Operations and Maintenance (O&M) Activities**

The participant survey also asked about operations and maintenance improvements. Navigant grouped O&M activities by end-use. Savings calculations are similar to those for equipment installation measures except for two universal differences – O&M savings ratios are generally lower than those for equipment upgrade measures, and the thoroughness and frequency of O&M activities are key to realizing savings. Table 3-1 shows the estimated maximum savings ratio from rigorous O&M practices for end-uses investigated in this study.

**Table 3-1: O&M Savings Ratios by End-Use**

End-Use	Maximum O&M Savings Ratio
General Energy Management	1%
Building Shell	2%
Cooling <sup>14</sup>	5%
Heating <sup>7</sup>	5%
Motors <sup>15</sup>	1%
Ventilation <sup>7</sup>	5%
Electrical PM <sup>7</sup>	0.5%

---

<sup>14</sup> Navigant Consulting Estimate based on survey responses and conservative estimates based on Piper, J., "HVAC Maintenance and Energy Savings", Building Operating Management, March 2009, <http://www.facilitiesnet.com/hvac/article/HVAC-Maintenance-and-Energy-Savings--10680> . The paper notes "Facilities in which proper HVAC maintenance is completed will use at least 15 to 20 percent less energy than those where systems are allowed to deteriorate." Navigant chose conservative estimates of HVAC maintenance savings, not knowing the existing state of facility maintenance.

<sup>15</sup> Drivepower Technology Atlas (Volume IV), eSOURCE. This reference indicates that optimal operations and maintenance practices can save 3 to 10% of all drive power, compared to very poor maintenance practices. Navigant assumes a conservative 1% improvement over existing practices

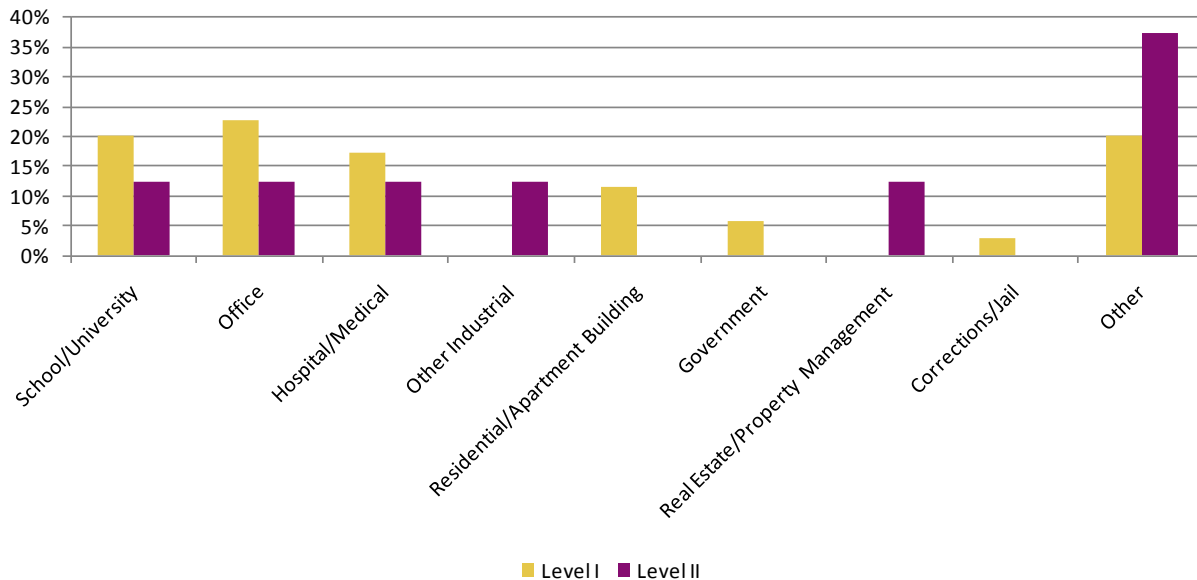
The savings ratios above are modified by Navigant’s estimate of the rigor with which they were applied. Rigor has two elements – content and frequency. The more additional O&M tasks that are applied, the more savings will be achieved. Increased frequency of O&M activities will create additional savings, though with diminishing returns. Navigant assigned a variable between 0 and 0.7 to the content of O&M activities based on the number of new O&M activities performed for each end-use as a result of the BOC training. We also assigned a factor between 0 and 0.3 depending on whether the participant reported increased O&M frequency for each measure as a result of the BOC training. The gross savings ratio for each participant is calculated as follows:

$$\text{Gross Savings Ratio} = \text{Max Savings Ratio} \times (\text{content factor} + \text{frequency factor})$$

### **Participant Survey Overview**

According to the participant surveys, each participant is responsible for the operations of an average 508,100 square feet of building floor space. This average reflects 32 of the 43 telephone interviews. For 11 of the surveyed sites, building operators were unable to provide gross floor area. For these 11 sites the analysis assumes that the affected floor area is equal to the average of the other 32 sites. Figure 3-1 below shows the distribution of survey participants’ primary business types. Offices, schools/universities, and hospitals/medical facilities comprised the largest shares of both Level I and Level II respondents. The ten facilities in the “Other” (self-identified) category include a library, insurance offices, a data center, a senior center, a health club, a truck repair center, and a manufacturing center.

**Figure 3-1. Survey Participant Primary Business Type  
(n=35 Level I; n=8 Level II)**



#### Realization Rates for the BOC Program

Navigant has not calculated realization rates for this program because the program did not claim any *ex ante* savings.

#### 3.1.2 Gross Program Impact Results

Based on the gross impact parameter estimates described previously, gross program impacts for energy savings were derived for the three-year program-cycle-to-date program. Gross savings estimates for this program include savings that may have been rebated by other EE programs, and do not account for how much influence the program had on measure installations. The results for the 43 survey participants are shown in Table 3-2. For full program results, see Table 3-13 in Section 3.1.4.

**Table 3-2: Sample Gross Savings Summary (n = 43)**

End Use	Gross kW	Gross MWh	Gross Therms	Number of Actions Taken	Average Affected Area, %
<i>Operations and Maintenance Measures</i>					
General Energy Management	0	1,698	0	32	73%
Building Shell	0	76	0	11	63%
Cooling	400	347	0	14	75%
Heating	0	296	22,000	12	73%
Motors	170	763	0	12	65%
Ventilation	0	240	0	11	82%
Electrical PM	5	47	0	3	88%
<b>O&amp;M Total</b>	<b>570</b>	<b>3,470</b>	<b>22,000</b>	<b>14</b>	<b>74%</b>
<i>Retrofit Measures</i>					
Lighting Controls	1,490	6,542	0	19	59%
Lighting Equipment	2,260	9,935	0	23	44%
EMS	0	2,753	0	12	73%
Premium Motors	14	63	0	15	-
VFDs	0	1,610	0	13	
Heating	0	0	11,600	6	64%
Cooling	280	245	0	4	51%
DHW	3	23	2,800	10	-
Economizer	0	44	0	3	52%
<b>Retrofit Total</b>	<b>4,050</b>	<b>21,214</b>	<b>14,300</b>	<b>12</b>	<b>57%</b>
<i>Program Totals</i>					
<b>Program Total</b>	<b>4,630</b>	<b>24,680</b>	<b>36,400</b>	<b>13</b>	<b>66%</b>

\*Average participants taking action. Columns may not sum due to rounding.

For most categories, Level I participants implemented measures that yielded disproportionately higher electric savings than Level II participants. On average, Level II participants contributed 16% of gross kWh savings and 2% of gross kW savings, though they represented 23% of the survey respondents. The exceptions for O&M measures were General Energy Management and Building Shell, where Level II participants represented 29% and 38% of the gross measure savings, respectively. The exceptions for retrofit measures were Lighting Equipment (23% of gross savings), Economizers (24% of gross savings), and gas Heating (78% of gross therm savings). Level II participants contributed 26% of total gas savings, due to their disproportionately high gas retrofit savings: these participants did not accrue any gas O&M savings.

### 3.1.3 Net Program Impact Parameter Estimates

Gross savings represent the savings from actions taken after the BOC training, but do not take into account the level of influence that the BOC training had on these actions.

To determine net BOC training influence, the survey asked respondents to rate the influence of the BOC training on each action taken, using a scale of 0 to 10, where 0 means no influence and 10 means great influence. Actions with an influence rating of less than 3 (i.e., 0, 1, or 2) are assumed to be only marginally influenced by the BOC training; therefore, Navigant did not credit any savings to the program for these actions. For actions with ratings of 3 or greater, we estimated the percentage of savings attributed to the training to be ten percent times the stated influence score. For example, if a respondent assigned an influence score of 6 to a particular action, then 60% of the gross savings from that action were attributed to the training and credited to the BOC program. For equipment measures, BOC training participants were asked whether they had received other rebates for the upgrades. Depending on perspective, rebated items could be attributed *solely* to the other EE program funding the rebates or *shared* between the other program and the BOC training which influenced installation of the rebated equipment.

These two perspectives form the upper and lower bounds on BOC-attributable savings. Savings attribution that shares the savings between the BOC training program and utilities is identified as *BOC-Attributable Savings* and it forms the upper bound on estimated net BOC Training savings. Savings that excludes all other EE rebate influence is identified as Savings Net of Other EE Rebates.

Net impacts were calculated by multiplying gross impacts by the influence percentage. That is, the net impact of the program on a particular action (“i”) for a particular respondent (“s”) was computed as:

$$\text{BOC-Attributable Savings}_{i,s} = \text{Gross Savings}_{i,s} \times \text{BOC influence}_{i,s} (\%)$$

$$\text{Savings Net of Other EE Rebates}_{i,s} = \text{BOC-Attributable Savings}_{i,s} \times [0 \text{ if rebated, } 1 \text{ if no rebate}]_{i,s}$$

Navigant assumed no other EE rebates were awarded for O&M savings.

### 3.1.4 Net Program Impact Results

Table 3-3 presents a summary of BOC-Attributable program savings: including all measures rebated by other EE programs and accounting for program influence. Table 3-6 presents net savings, which account for the reported influence of the BOC program and do not include measures rebated by other EE programs. Note that O&M savings remain constant because Navigant assumed no other rebates were awarded for them.

**Table 3-3: Summary of Sample Savings, BOC-Attributable (n = 43)**

Category	End Use	BOC kW	BOC MWh	BOC Therms
<b>O&amp;M</b>	General Energy Management	0	1,165	0.0
	Building Shell	0	52	0.0
	Cooling	270	238	0.0
	Heating	0	162	22,000
	Motors	140	640	0.0
	Ventilation	0	163	0.0
	Electrical PM	4	35	0.0
	<b>O&amp;M Total</b>	<b>420</b>	<b>2,454</b>	<b>15,000</b>
<b>Retrofit</b>	Light Controls	920	4,030	0
	Lighting Equipment	1,710	7,490	0
	EMS	0	1,867	0
	Premium Motors	10	35	0
	VFDs	0	464	0
	Heating	0	0	8,200
	Cooling	190	164	0
	DHW	3	23	1,700
	Economizer	0	26	0
	<b>Retrofit Total</b>	<b>2,820</b>	<b>14,099</b>	<b>9,900</b>
<b>Program</b>	<b>Program Total</b>	<b>3,200</b>	<b>16,600</b>	<b>24,900</b>

Note: Columns may not sum due to rounding.

As shown in Table 3-4, participants reported that 18% of retrofit actions taken have already been rebated through other programs. While BOC participation may have influenced participation in these programs, it is likely that the other programs have already claimed the savings attributable to these projects.

**Table 3-4: Sample Retrofit Projects Rebated by Other EE Programs**

End Use	% Sample Projects Rebated	Rebated Sample kW	Rebated Sample MWh	Rebated Sample Therms
Light Controls	35%	350	1,560	0
Lighting Equipment	40%	1,320	5,810	0
EMS	25%	0	1,240	0
Premium Motors	9%	1	5	0
VFDs	38%	0	150	0
Heating	18%	0	0	920
Cooling	0%	0	0	0
DHW	0%	0	0	0
Economizer	0%	0	0	0
<b>Retrofit Total</b>	<b>18%</b>	<b>1,680</b>	<b>8,770</b>	<b>920</b>

Note: Columns may not sum due to rounding.

These projects accounted for a significant portion of retrofit and program savings. Table 3-5 shows the effects on program kW, kWh, and therms. The largest percentage of rebated savings was reported for installation of lighting equipment. Participant responses indicated that 78% of savings from these projects were rebated by other programs. Rebated retrofit projects were especially common for Level II participants: 79% of all BOC-Attributable kWh savings for these participants were reported as rebated by other programs.

**Table 3-5: Percentage of BOC Reported Savings Rebated by Other EE Programs**

	kW	kWh	Therms
Retrofit Measures Only	59%	62%	9%
Program	52%	53%	4%

Table 3-6 summarizes the net savings that participants indicated have not been rebated by other programs.

**Table 3-6: Summary of Sample Net Program BOC Program Savings (n = 43)**

Category	End Use	Net kW	Net MWh	Net Therms
O&M	General Energy Management	0	1,165	0
	Building Shell	0	52	0
	Cooling	270	238	0
	Heating	0	162	15,000
	Motors	140	640	0
	Ventilation	0	163	0
	Electrical PM	4	35	0
	<b>O&amp;M Total</b>	420	2,450	15,000
Retrofit	Light Controls	560	2,475	0
	Lighting Equipment	380	1,677	0
	EMS	0	628	0
	Premium Motors	10	30	0
	VFDs	0	311	0
	Heating	0	0	7,300
	Cooling	190	164	0
	DHW	3	23	1,700
	Economizer	0	26	0
	<b>Retrofit Total</b>	1,140	5,333	9,000
<b>Program</b>	<b>Program Total</b>	1,560	7,787	24,000

Note: Columns may not sum due to rounding.

Table 3-7 through Table 3-9 detail program savings on three bases - Gross Savings, BOC-Attributable Savings and Net of Other EE Rebated Project Savings - and by different metrics. Navigant defines net savings as the range between BOC-Attributable Savings and Savings Net of Other EE Rebated projects. Results for Level I (n= 35) and Level II (n=8) respondents are also displayed below the total results for each metric. For the gross savings and BOC-attributable metrics, Level I and Level II results were similar. However, Level II net savings per square foot and per participant were both lower than Level I net savings. This indicates that Level II participants are receiving more rebates for their retrofit and replacement activities.

**Table 3-7: Total Sample Savings (n = 43)**

	MWh			kW			Therms		
	<i>Level I</i>	<i>Level II</i>	<i>Total</i>	<i>Level I</i>	<i>Level II</i>	<i>Total</i>	<i>Level I</i>	<i>Level II</i>	<i>Total</i>
Gross	20,752	3,929	24,681	3,940	690	4,640	27,100	9,300	36,400
BOC-Attributable	13,518	3,035	16,554	2,670	590	3,250	18,400	6,500	24,900
Net	7,150	638	7,787	1,510	70	1,510	18,400	5,500	24,000

Note: Rows and columns may not sum due to rounding.

**Table 3-8: Sample Savings per Participant (n = 43)**

	MWh			kW			Therms		
	<i>Level I</i>	<i>Level II</i>	<i>Total</i>	<i>Level I</i>	<i>Level II</i>	<i>Total</i>	<i>Level I</i>	<i>Level II</i>	<i>Total</i>
Gross	593	491	574	113	87	108	774	1,162	846
BOC-Attributable	386	379	385	76	73	76	526	809	579
Net	204	80	181	43	8	37	526	693	557

**Table 3-9: Sample Savings per Square Foot (n = 43)**

	kWh			Watts			Therms		
	<i>Level I</i>	<i>Level II</i>	<i>Total</i>	<i>Level I</i>	<i>Level II</i>	<i>Total</i>	<i>Level I</i>	<i>Level II</i>	<i>Total</i>
Gross	1.415	0.637	1.185	0.269	0.112	0.223	0.002	0.002	0.002
BOC-Attributable	0.922	0.492	0.794	0.182	0.095	0.156	0.001	0.001	0.001
Net	0.487	0.103	0.374	0.103	0.011	0.075	0.001	0.001	0.001

Savings can also be examined for actions that are due solely to O&M practice changes that were induced by the program. Since other incentives did not influence O&M savings this portion of program savings does not change among savings calculations. O&M savings comprise roughly 11 to 60% of BOC-Attributable Savings and 25 to 62% of Savings Net of Other EE Rebated Projects (Table 3-10).

**Table 3-10: O&M Activity Savings – Per Square Foot**

	kWh	Watts	Therms
Net O&M Savings	0.118	0.021	0.001
O&M Savings as Percent of BOC-Attributable	15%	13%	60%
O&M Savings as Percent of Net of Other EE Rebated Projects	32%	27%	62%

Level II participants on average generated similar kilowatt-hour savings per individual for O&M measures, though they were less influenced by the BOC program: Level I participants gave an average influence score of 6.8 out of ten, and Level II participants' average score was 6.3 out of ten. Table 3-11 and Table 3-12 show results for O&M savings per participant and per square foot for both Level I and Level II respondents.

**Table 3-11: O&M Sample Savings per Participant (n = 43)**

	MWh		kW		Therms	
	<i>Level I</i>	<i>Level II</i>	<i>Level I</i>	<i>Level II</i>	<i>Level I</i>	<i>Level II</i>
Gross	84	67	16	2	629	0
BOC Attributable	60	43	12	1	427	0
Net of Other EE Rebated Projects	60	43	12	1	427	0

**Table 3-12: O&M Sample Savings per Square Foot (n = 43)**

	kWh		Watts		Therms	
	<i>Level I</i>	<i>Level II</i>	<i>Level I</i>	<i>Level II</i>	<i>Level I</i>	<i>Level II</i>
Gross	0.200	0.087	0.039	0.002	0.002	0.000
BOC Attributable	0.144	0.055	0.029	0.002	0.001	0.000
Net Other EE	0.144	0.055	0.029	0.002	0.001	0.000

Using per participant values for both Level I and Level II participants, Navigant extrapolated these results to the total participation counts for PY3 and the entire three-year program cycle. The results are shown in Table 3-13 and Table 3-14.

**Table 3-13: Total Program Results, PY3 (n = 52)**

	MWh			kW			Therms		
	Level I	Level II	Total	Level I	Level II	Total	Level I	Level II	Total
Gross O&M	3,180	942	<b>4,122</b>	620	30	<b>650</b>	23,900	0	<b>23,900</b>
BOC-Attributable	2,295	595	<b>2,891</b>	460	20	<b>480</b>	16,200	0	<b>16,200</b>
<b>Net O&amp;M</b>	<b>2,295</b>	<b>595</b>	<b>2,891</b>	<b>460</b>	<b>20</b>	<b>480</b>	<b>16,200</b>	<b>0</b>	<b>16,200</b>
Gross Retrofit	19,351	5,934	<b>25,285</b>	3,660	1,190	<b>4,850</b>	5,500	16,300	<b>21,700</b>
BOC-Attributable	12,382	4,717	<b>17,098</b>	2,440	1,010	<b>3,450</b>	3,800	11,300	<b>15,100</b>
<b>Net Retrofit</b>	<b>5,467</b>	<b>521</b>	<b>5,988</b>	<b>1,180</b>	<b>100</b>	<b>1,280</b>	<b>3,800</b>	<b>9,700</b>	<b>13,500</b>
Gross Total	22,531	6,876	<b>29,407</b>	4,280	1,210	<b>5,500</b>	29,400	16,300	<b>45,700</b>
BOC-Attributable	14,677	5,312	<b>19,989</b>	2890	1,030	<b>3,920</b>	20,000	11,300	<b>31,300</b>
<b>Net Total</b>	<b>7,763</b>	<b>1,116</b>	<b>8,879</b>	<b>1,630</b>	<b>120</b>	<b>1,750</b>	<b>20,000</b>	<b>9,700</b>	<b>29,700</b>

Note: Rows and columns may not sum due to rounding.

**Table 3-14: Total Program Results, Three-Year Evaluation Cycle (n = 233)**

	MWh			kW			Therms		
	Level I	Level II	Total	Level I	Level II	Total	Level I	Level II	Total
Gross O&M	16,737	2,219	<b>18,957</b>	3,270	60	<b>2,260</b>	125,800	0	<b>125,900</b>
BOC-Attributable	12,081	1,403	<b>13,484</b>	2,400	50	<b>1,550</b>	85,400	0	<b>85,400</b>
<b>Net O&amp;M</b>	<b>12,081</b>	<b>1,403</b>	<b>13,484</b>	<b>2,400</b>	<b>50</b>	<b>1,550</b>	<b>85,400</b>	<b>0</b>	<b>85,400</b>
Gross Retrofit	101,848	13,988	<b>115,835</b>	19,270	2,800	<b>22,070</b>	28,900	38,300	<b>67,200</b>
BOC-Attributable	65,167	11,118	<b>76,285</b>	12,840	2,370	<b>15,210</b>	19,800	26,700	<b>46,500</b>
<b>Net Retrofit</b>	<b>28,775</b>	<b>1,227</b>	<b>30,002</b>	<b>6,210</b>	<b>230</b>	<b>6,440</b>	<b>19,800</b>	<b>22,900</b>	<b>42,700</b>
Gross Total	118,585	16,207	<b>134,792</b>	22,540	2,860	<b>25,400</b>	154,700	38,300	<b>193,000</b>
BOC-Attributable	77,248	12,521	<b>89,769</b>	15,230	2,420	<b>17,650</b>	105,200	26,700	<b>131,900</b>
<b>Net Total</b>	<b>40,856</b>	<b>2,630</b>	<b>43,487</b>	<b>8,600</b>	<b>280</b>	<b>8,880</b>	<b>105,200</b>	<b>22,900</b>	<b>128,000</b>

Note: Rows and columns may not sum due to rounding.

## 3.2 *Process Evaluation Results*

The BOC program process evaluation assessed participant satisfaction, course content and approach, course logistics and program administration, as well as marketing and outreach.

The analysis for these sections is based on final course evaluations conducted by MEEA's coordinator at the end of each course (will also be referred to as **immediate feedback or course evaluation**); participant surveys conducted via telephone by ODC (will also be referred to as **participant survey**); and Navigant's instructor and coordinator telephone interviews (will also be referred to as **instructor survey**).

### 3.2.1 **Program Theory**

The Building Operator Certification (BOC) program is designed to train building operators to understand building science and how to improve the energy efficiency of the facilities they maintain. The training program is offered at two levels: Level I training "provides an overview of building systems" and Level II "emphasizes preventative maintenance and more targeted training"<sup>16</sup>. The "emphasis in BOC training is to recognize the practical, no-cost/low-cost solutions, working with existing building systems, to improve energy performance"<sup>17</sup>. Table 3-15 lists the topics covered in Level I and Table 3-16 lists the topics covered in Level II courses<sup>18</sup>.

**Table 3-15. Level I BOC Course Topics**

Course Number	Course Title
BOC 101	Building Systems Overview
BOC 102	Energy Conservation Techniques
BOC 103	HVAC Systems & Controls
BOC 104	Efficient Lighting Fundamentals
BOC 105	O&M for Sustainable Buildings
BOC 106	Indoor Environmental Quality
BOC 107	Facility Electrical Systems

<sup>16</sup> Building Operator Certification (BOC) website. "Value & Benefits of BOC". <http://www.theboc.info/w-value-benefits.html>. Accessed October 6, 2011.

<sup>17</sup> Building Operator Certification (BOC) website. "Value & Benefits of BOC". <http://www.theboc.info/w-value-benefits.html>. Accessed October 6, 2011.

<sup>18</sup> MEEA BOC website. "Training Descriptions". [http://www.boccentral.org/page.php?content=training\\_descriptions](http://www.boccentral.org/page.php?content=training_descriptions). Accessed October 10, 2011.

**Table 3-16. Level II BOC Course Topics**

Course Number	Course Title
BOC 201	Preventative Maintenance & Operations
BOC 202	Advanced Electrical Diagnostics
BOC 203	HVAC Troubleshooting & Maintenance
BOC 204	HVAC Controls & Optimization
BOC 210 (Optional)	Advanced Indoor Air Quality
BOC 211 (Optional)	Motors in Facilities
BOC 212 (Optional)	Water Efficiency for Building Operators
BOC 213 (Optional)	Mastering Electrical Control Circuits
BOC 214 (Optional)	Introduction to Building Commissioning
BOC 215 (Optional)	Electric Motor Management
BOC 216 (Optional)	Enhanced Automation & Demand Reduction

DCEO makes available the training series to building operators in Illinois as part of its Public Sector Energy Efficiency portfolio of programs. There are several identified barriers to course participation that DCEO and MEEA are seeking to overcome. First, since the program cost is substantial, DCEO offers rebates to building operators that successfully complete each training level. Second, the time commitment is more than any employer would like to commit an employee to at one time. Consequently, the training is offered in a series of courses that are offered periodically over a few months.

The program beneficiaries are utility C&I customers who reap the benefits of the savings from the trained building operators. Consequently, program marketing and outreach must reach and educate facilities management about the benefits to sending their staff to the training. To reach these customers, MEEA mails program information and training schedules directly to facilities; works with community colleges (in which most courses are held) to market through student bulletins etc.; and occasionally does outreach through the Metropolitan Mayors Caucus and other public events. ComEd has recently begun requiring the BOC training course for participants in its Retro-Commissioning program to ensure that the RCx measures implemented are appropriately maintained by the participant's building operators.

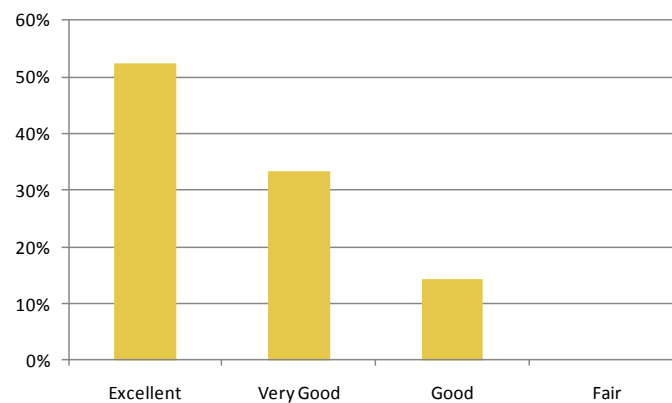
In PY3, DCEO reduced the rebate to \$350 from \$450. In addition, MEEA made efforts to expand the program further outside of the urban areas by identifying additional community colleges where the classes could be held.

## 3.2.2 Participant Satisfaction

Overall, participants in Level I and Level II gave positive satisfaction ratings for the BOC training program in immediate feedback through the course evaluations as well as the participant survey.

Immediate feedback of participants indicates overall Level I program satisfaction was high, with 86% of respondents rating the program “excellent” or “very good”. As seen in Figure 3-2, all participant ratings on overall course satisfaction exceeded “fair”. For those series where MEEA’s course evaluation form was non-standard, satisfaction with the overall program was also positive and high on average.

**Figure 3-2. Participant Program Satisfaction - Level I Course Evaluations  
(n = 21)**

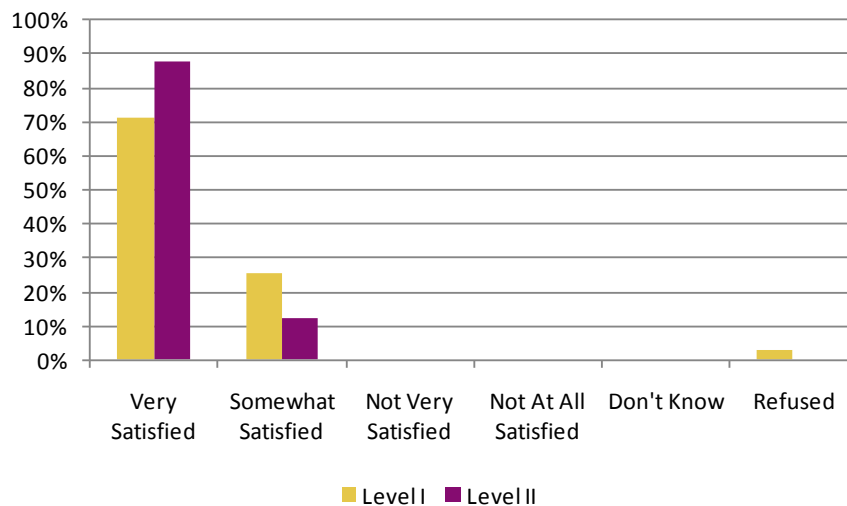


The participant survey results revealed similar strong satisfaction levels with the course. About 70% of participants surveyed were “very satisfied” with their Level I courses, with 26% somewhat satisfied. No participant reported a “not very satisfied” or “not at all satisfied” rating.

All Level II respondents also stated in their immediate feedback that the course was excellent or very good overall. Similarly, the Level II participant satisfaction survey responses were highly positive, with 7 out of 8 respondents “very satisfied” with their Level II courses.

Figure 3-3 details all respondents’ program satisfaction responses from the participant telephone survey.

**Figure 3-3. Participant Program Satisfaction – Participant Survey  
(n = 35 Level I, n = 8 Level II)**



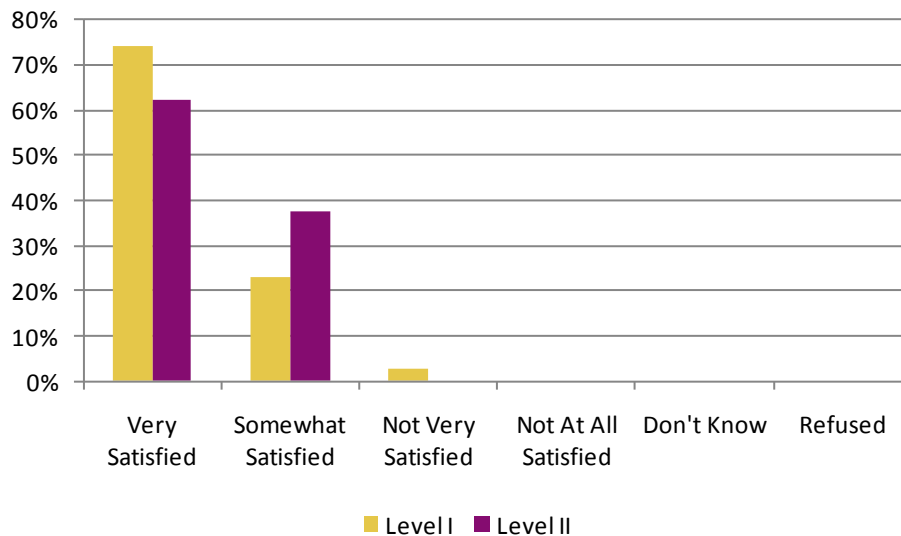
Only two out of 42 respondents from the participant survey indicated that they did not find the course useful. The rest of the participants found that the program was useful because it helped them increase their understanding of the buildings that they operate and learn about ways to lower the buildings' energy consumption. As an added sign of their satisfaction, 81% of all participants surveyed responded that they have *already* recommended the BOC training program to colleagues. Furthermore, 46% of Level I participants surveyed responded that they plan to sign up for Level II. The latter is a notably high positive response rate for a program that is frequently required or recommended by the employer.

### 3.2.3 Course Content and Approach

Feedback regarding course content and structure was positive from immediate course evaluations as well as participant surveys; however, a number of suggestions for improvement in course materials, content and approach were offered by students and instructors alike.

Participant surveys revealed that 74% of Level I and 63% of Level II students were "very satisfied" with the course content (Figure 3-4). Course content satisfaction for Level I students is similar to overall program satisfaction; however, a higher percentage of Level II students were less satisfied with course content as compared to the overall program (see Figure 3-3).

**Figure 3-4. Participant Course Content Satisfaction – Participant Survey  
(n = 35 Level I, n = 8 Level II)**



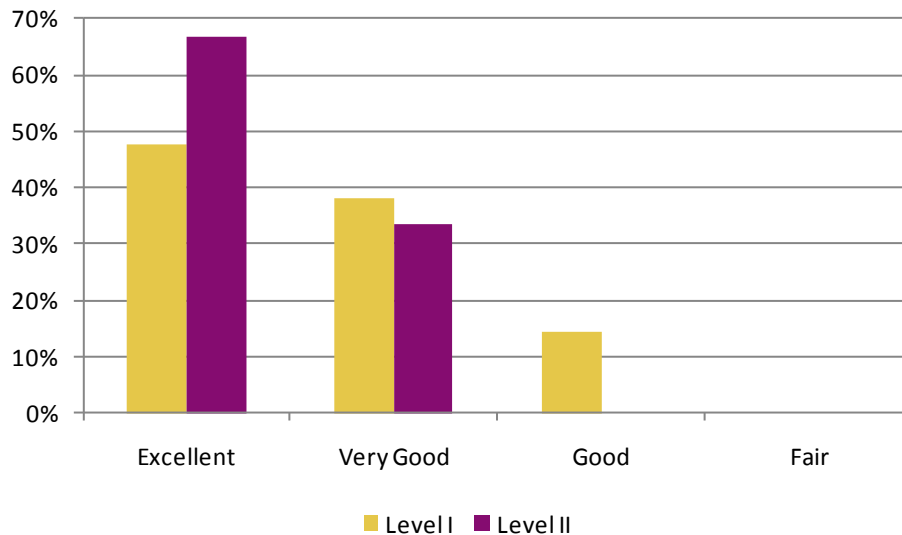
When asked what they liked least about the course, most respondents commented that the information was not presented in enough detail, or that there was too much emphasis placed on topics that were not pertinent to their specific role/responsibility at the workplace. The majority of the participants that believed so were those who had completed the Level I series. As a clarification, the one Level I student who was “not very satisfied” with the course content (Figure 3-4) noted that he did not find the class useful because he was expecting more hands-on training. Only a few Level II participants commented on the presentation of information; the other participants had mixed opinions on what they least liked about the course. Two participants commented that a few instructors presented their material too rapidly or too slowly; one did not like the once-a-month class schedule; and another disliked the course test-taking component.

When asked for suggestions for improving the course, the majority of respondents wanted more time to be spent on topics covered and wanted more hands-on training. Level I respondents mostly desired more hands-on training. Only a few Level II respondents provided suggestions for improving the course. Their concerns were to provide more hands-on training, offer the program more often, and provide easier access to follow-up courses offered by MEEA. One other course content-related suggestion for improvement was to print workbooks in color; only one Level I student provided this suggestion.

Interestingly, in the immediate feedback, Level I participants most commonly suggested improvements related to the class material provided. Suggestions included improving the organization of in-class workbooks, making better use of space in workbooks by enlarging

diagrams, and adding colors to workbook pages where appropriate to help make graphics more easily understood. Figure 3-5 shows that in immediate feedback from both Levels, less than 70% of students rated their satisfaction with course materials as “excellent”. There were no qualitative responses from Level II students from the final course evaluations.

**Figure 3-5. Participant Course Material Satisfaction – Final Course Evaluations**  
(n = 21 Level I, n = 9 Level II)



While on average instructors gave a score of 8.3 out of 10 on their satisfaction with course materials, they seemed to concur with the students’ suggestions with regards to information dissemination, hands-on training, and class materials. They commented that due to the nature of the training offerings, in any given class students’ backgrounds will be quite varied, which makes the classes very challenging to instruct such that every student learns something new and details are tailored to each student’s needs. For example, some students might have no understanding of a subject like physics, but will know another subject like electrical wiring so well that the class is almost not helpful. In addition, there is so much content that in-depth training is difficult to conduct. One instructor noted that learning in the BOC program is like “going to school to be a cosmetologist but also learning a little heart surgery”.

Two instructors suggested that complex material be cut down. One instructor specifically suggested cutting down all the workbooks to 50-60 pages per class, instead of the existing 100+ pages. All instructors believed that if the Level I classes had more hands-on projects and group exercises like the Level II classes, students would grasp concepts better. With fewer pages to cover, there will be more time for group and hands-on activities. At the very least, one instructor suggested, students should receive workbooks for a class the week before so that they have time to go through the complex material and are ready to ask questions when the instructor is covering the material. Two instructors suggested that the workbooks students use

to follow the presentations be in color as concepts can be difficult to grasp when certain graphics (for example, temperature change) are in shades of gray. The coordinator interviewed also recommended that the workbooks be in color.

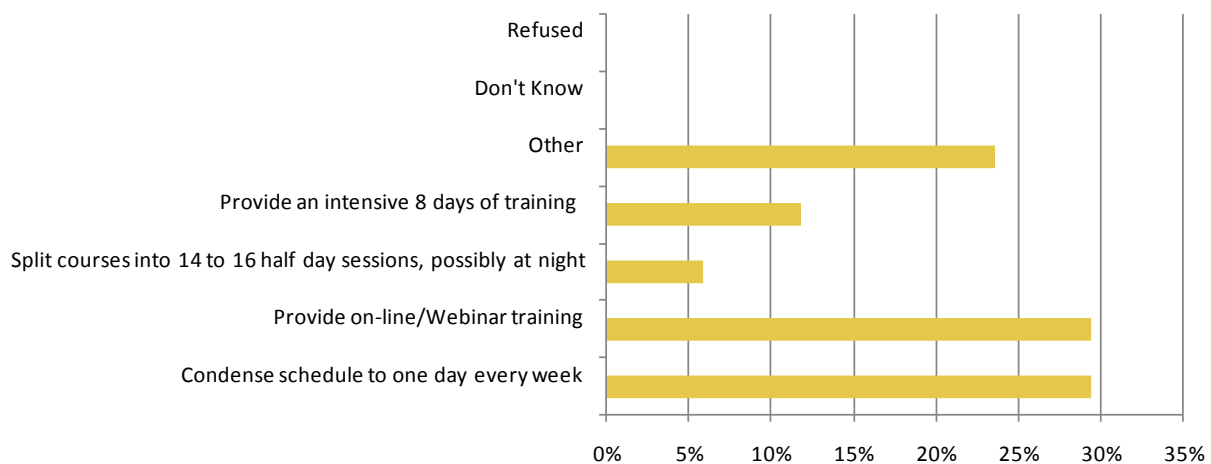
### 3.2.4 Course Logistics and Program Administration

Feedback regarding course logistics and program administration covers course structure and schedule, instructors, facilities, and communication with the program administrator, MEEA.

Student feedback on **course structure**, similar to that for course materials and content, was mixed. Only 57% of Level I students and 63% of Level II students surveyed in the participant survey were “very satisfied” with the course scheduling. Level I and Level II participants equally expressed the sentiment in the participant survey that there was too much of a gap between classes in a course. Students also noted having to drive long distances or at inconvenient times (during traffic) to get to class on time.

Most students who indicated that time is a barrier to getting other building operators to participate in the BOC program suggested the preferred format would be classes offered once a week or with on-line training components. Additionally a number of respondents (“Other” in Figure 3-6) suggested scheduling class once a week *and* having on-line training components.

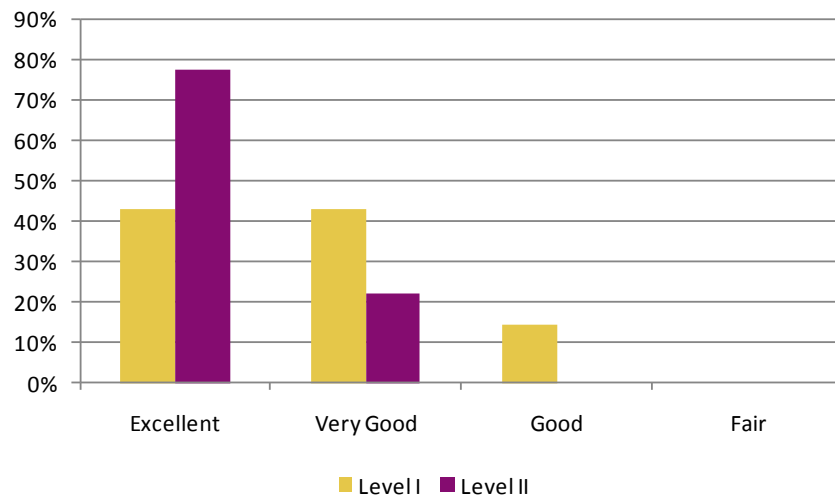
**Figure 3-6. Best Changes to Course Format – Participant Survey  
(Prompted; All Levels; n = 17)**



**Instructors** were positively viewed by students. All students responded in the participant survey with a rating of “very satisfied” or “somewhat satisfied,” although two students stated that instructors were what they least liked about the course because the instructors were either off track or moving too fast for comprehension. Immediate feedback from students in both

levels indicated similar assessments of instructors; Figure 3-7 below details Level I and Level II student feedback.

**Figure 3-7. Participant Course Instructor Satisfaction – Final Course Evaluations**  
(n = 21 Level I, n = 9 Level II)



With regards to **facilities**, instructors' average satisfaction score was 9 on a scale of 10. Instructors and coordinators agreed that the community colleges have better facilities and technological resources than the Chicago Center for Green Technology. About 90% of Level I and 7 of 8 Level II participant survey respondents were "very satisfied" with the course facilities. Students who were satisfied least with the course facilities among all course elements were, however, dissatisfied more due to the facility location than the amenities. This dissatisfaction related specifically to the time it took to drive to the location, whether due to traffic or the distance.

On average, instructors gave a score of 9.7 out of 10 on their satisfaction with **program administrator** communication. Instructors noted that, although there had been somewhat high turnover in MEEA's assigned staff, the program administrators have all done very good jobs and were "cooperative" and "excellent to work with". Although not directly related to program administrator performance, one instructor expressed a desire for conference calls to ask for instructor input before changes to course curriculum are made.

### 3.2.5 Marketing and Outreach

Program participants were asked about sources of course information, reasons for enrolling, opinions on the tuition rebate, and their understanding of barriers to attending to inform Navigant about potential marketing and outreach process improvements.

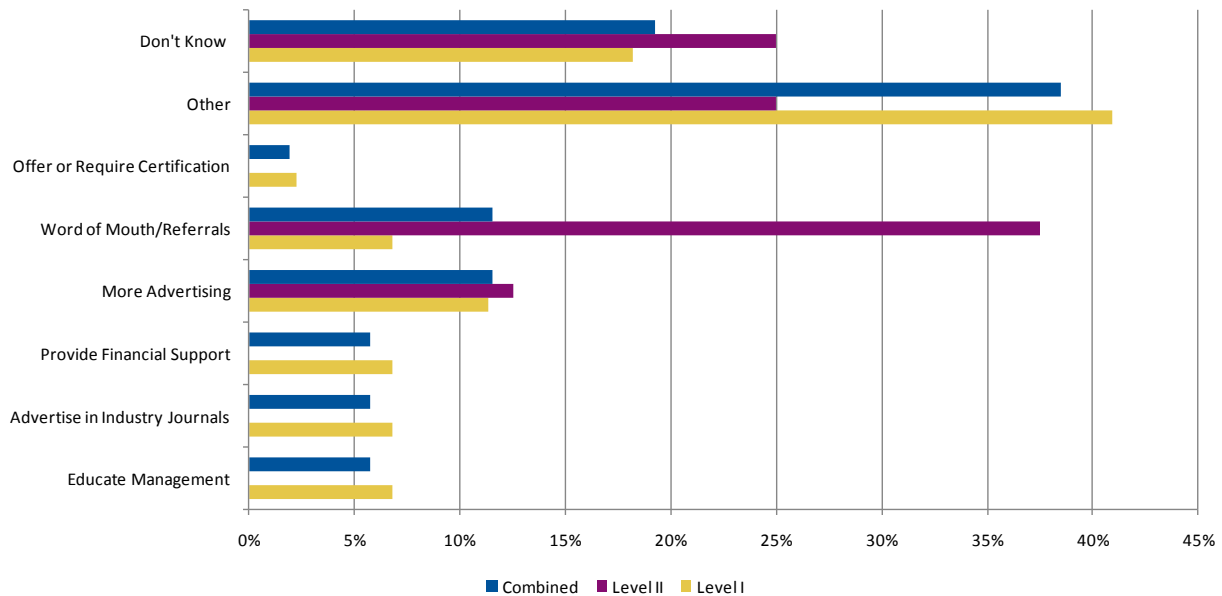
The vast majority of both Level I and Level II survey respondents had **heard about the course** in their workplace. Either their supervisor and/or colleagues recommended that they attend the training or the training was a job requirement. When asked **why they decided to enroll** in the course, students most commonly cited three reasons: a job requirement, to increase skills as a building operator, or to find ways to improve energy efficiency in the buildings they operate. Three students cited that they took the course because it was required for their operation to participate in ComEd's Retro-commissioning program. Those students also heard about the course through ComEd's Retro-commissioning program.

Approximately 50% of Level I participant survey respondents believed that the **tuition rebate** from DCEO was "very important" or "somewhat important" to their ability to take the course. In contrast, three quarters of Level II respondents stated that it was either "very important" or "somewhat important". The majority of these students took the Level II training series to improve their skills and learn more about energy saving techniques, not because their employers required them to do so.

Level II students responding to the participant survey advised most frequently that word-of-mouth/referrals were the **best way to recruit** building operators to participate in BOC training, with more advertising as the second recommended strategy. Level I participants varied considerably more in their responses, although the most frequently cited were also word-of-mouth and more advertising.

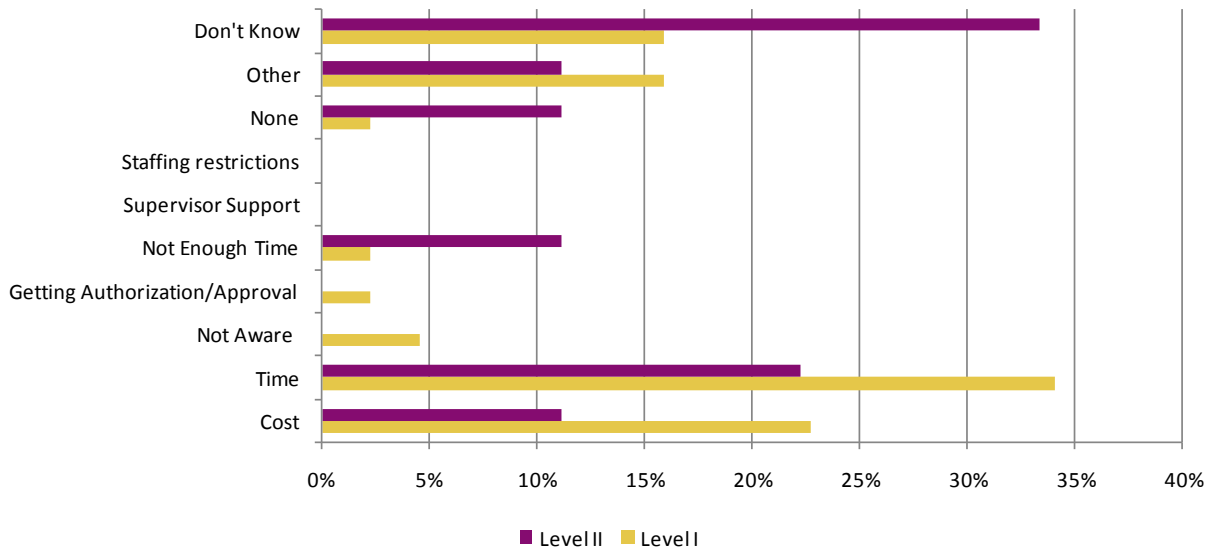
Figure 3-8 summarizes other strategies suggested by participants including providing more funding. "Other" strategies favored by participants included reaching out directly to facility employees and trade union members through mailings as well as advertising through other programs.

**Figure 3-8. Recruiting Strategies – Participant Survey**  
(Unprompted, multiple response; n = 52)



Students were also asked what they thought were the **barriers** to getting building operators to participate in the BOC training program. Immediate feedback from Level I participants cited the major barrier to attending the BOC training program was the cost. In the participant survey, Level I and Level II students cited cost and time (schedule) as the two major barriers (Figure 3-9). Barriers in the “other” category in Figure 3-9 are the schedule and locations of the BOC training programs.

**Figure 3-9. Participation Barriers – Participant Survey**  
(Unprompted, multiple response; n = 53)



### 3.3 Cost Effectiveness Review

This section addresses the cost effectiveness of the Building Operator Certification Program. Cost effectiveness is assessed through the use of the Illinois Total Resource Cost (TRC) test. The Illinois TRC test is defined in the Illinois Power Agency Act SB1592 as follows:

*‘Total resource cost test’ or ‘TRC test’ means a standard that is met if, for an investment in energy efficiency or demand-response measures, the benefit-cost ratio is greater than one. The benefit-cost ratio is the ratio of the net present value of the total benefits of the program to the net present value of the total costs as calculated over the lifetime of the measures. A total resource cost test compares the sum of avoided electric utility costs, representing the benefits that accrue to the system and the participant in the delivery of those efficiency measures, to the sum of all incremental costs of end-use measures that are implemented due to the program (including both utility and participant contributions), plus costs to administer, deliver, and evaluate each demand-side program, to quantify the net savings obtained by substituting the demand-side program for supply resources. In calculating avoided costs of power and energy that an electric utility would otherwise have had to acquire, reasonable estimates shall be included of financial costs likely to be imposed by future regulations and legislation on emissions of greenhouse gases.<sup>19</sup>*

<sup>19</sup> Illinois Power Agency Act SB1592, pages 7-8.

Navigant developed an Excel based TRC model that incorporates all relevant program level data including avoided costs, line losses, gross savings, free ridership, program costs and CO<sub>2</sub> reductions. It then calculates a TRC that meets the requirements of the Illinois Power Agency Act SB1592. The two electric distribution companies (EDCs) that pass funds to DCEO's programs, ComEd and Ameren, utilize different avoided costs in calculating the benefits that accrue from energy efficiency programs; therefore Navigant employed each utility's specific avoided costs to their corresponding energy and demand savings from each program.

## Results

Table 3-17 summarizes the unique inputs used to calculate the TRC ratio for the Building Operator Certification Program in PY3. Most of the unique inputs come directly from the evaluation results presented previously in this report. Measure life estimates were based on similar ComEd programs, third party sources including the California Public Utilities Commission (CPUC) developed Database of Energy Efficiency Resources (DEER) and previous Navigant evaluation experience with similar programs. Program costs data came directly from DCEO. Incremental costs were estimated from program, survey data and similar ComEd programs. Avoided cost data came from both ComEd and Ameren and are the same for all programs.

**Table 3-17. Inputs to TRC Model for Building Operator Certification Program**

Item	Value Used
Participants	601
Annual Gross Energy Savings	8,879 MWh
Gross Coincident Peak Savings	1.76 MW
Net-to-Gross Ratio	100%
DCEO Administration and Implementation Costs	\$34,989
DCEO Incentive Costs	\$43,325
Participant Contribution to Incremental Measure Costs	\$2,158,106

Based on these inputs, the Illinois societal TRC for this program is 1.11 and the program passes the Illinois TRC test.

## Section 4. Conclusions and Recommendations

This section highlights the conclusions and recommendations from the PY3 evaluation of DCEO's BOC Program. The primary evaluation objectives include quantifying the gross and net energy and demand impacts resulting from the rebated measures and assessing program marketing and delivery. Below are the key conclusions and recommendations.

### 4.1 Conclusions

In conducting the PY3 BOC program evaluation, the evaluation team has drawn a number of conclusions that are enumerated in this section.

#### 4.1.1 Program Impacts

Navigant's impact evaluation assessed kWh, kW and Therms savings for PY3 and the full evaluation cycle at three levels for O&M actions, retrofit actions, and total savings:

- Gross Savings
- BOC-Attributable Savings
- Net Savings

BOC-Attributable Savings are considered the top end of the BOC program net savings range and include projects rebated by other EE programs. Net savings represent the minimum attributable savings that have not been rebated by other programs. For O&M net savings, Navigant assumed that net savings were equal to BOC-Attributable savings since other programs do not rebate O&M practice improvements. These data were converted into per participant and per square foot values. (Table 4-1 and Table 4-2)

**Table 4-1: Summary of Sample Savings per Participant**

	MWh	kW	Therms
Gross O&M	81	14	512
BOC-Attributable O&M	57	10	348
Net O&M	57	10	348
Gross Retrofit	493	94	334
BOC-Attributable Retrofit	328	66	231
Net Retrofit	124	27	210
Gross Total	574	108	846
BOC-Attributable Total	385	76	579
Net Total	181	37	557

**Table 4-2: Summary of Sample Savings per Square Foot**

	kWh	Watts	Therms
Gross O&M	0.166	0.028	0.001
BOC-Attributable O&M	0.118	0.021	0.001
Net O&M	0.118	0.021	0.001
Gross Retrofit	1.018	0.194	0.001
BOC-Attributable Retrofit	0.677	0.135	0.000
Net Retrofit	0.256	0.055	0.000
Gross Total	1.185	0.223	0.002
BOC-Attributable Total	0.794	0.156	0.001
Net Total	0.374	0.075	0.001

Navigant extrapolated these results to all DCEO BOC program participants for both PY3 (Table 4-3 and Table 4-4) and the full three-year evaluation cycle (Table 4-5). Utility specific savings are based on participant counts for each utility.

**Table 4-3: Summary of Program Savings, Extrapolated to PY3 Participants (n=52)**

	MWh	kW	Therms
Gross O&M	4,193	709	26,600
BOC-Attributable O&M	2,968	520	18,100
Net O&M	2,968	520	18,100
Gross Retrofit	25,654	4,900	17,300
BOC-Attributable Retrofit	17,050	3,410	12,000
Net Retrofit	6,449	1,380	10,900
Gross Total	29,847	5,610	44,000
BOC-Attributable Total	20,018	3,930	30,100
Net Total	9,417	1,900	29,000

Note: Columns may not sum due to rounding.

**Table 4-4: Summary of PY3 Savings By Utility (n<sub>ComEd</sub> = 40, n<sub>Ameren</sub> = 12)**

	MWh		kW		Therms	
	ComEd	Ameren	ComEd	Ameren	ComEd	Ameren
Gross O&M	3,225	968	550	160	20,500	6,100
BOC-Attributable O&M	2,283	685	400	120	13,900	4,200
Net O&M	2,283	685	400	120	13,900	4,200
Gross Retrofit	19,734	5,920	3,770	1,130	13,300	4,000
BOC-Attributable Retrofit	13,116	3,935	2,630	790	9,200	2,800
Net Attributable Retrofit	4,961	1,488	1,060	320	8,400	2,500
Gross Total	22,959	6,888	4,310	1,290	33,800	10,100
BOC-Attributable Total	15,399	4,620	23,025	910	23,100	6,900
Net Total	7,244	2,173	1,460	440	22,300	6,700

Note: Columns may not sum due to rounding.

**Table 4-5: Summary of Program Savings, Extrapolated to Evaluation Cycle Participants (n=233)**

	MWh	kW	Therms
Gross O&M	18,957	3,330	125,800
BOC-Attributable O&M	13,484	2,440	85,400
Net O&M	13,484	2,440	85,400
Gross Retrofit	115,835	22,070	67,200
BOC-Attributable Retrofit	76,285	15,210	46,500
Net Retrofit	30,002	6,440	42,700
Gross Total	134,792	25,400	193,000
BOC-Attributable Total	89,769	17,650	131,900
Net Total	43,487	8,880	128,100

Note: Columns may not sum due to rounding.

## Gross Impacts

The BOC program demonstrated high energy savings, although demand and therm savings were lower than similar programs elsewhere. Level I and Level II participants showed similar per participant savings for energy, but Level II participants generated lower demand and therm savings.

## Net Impacts

Participants indicated that a large amount of BOC-attributable program savings have already been rebated by other programs. This demonstrates a need for the BOC program to work with other programs to track participants who are involved in multiple programs. If the BOC

program is encouraging participants to utilize other EE programs—as suggested by the lower net savings attributed to Level II participants—it should make efforts in the future to quantify its influence. About 90% of Level II kWh retrofit savings were reported as rebated by other programs. This percentage was only 46% for Level I participants.

#### **4.1.2 Program Processes**

##### **Participant Satisfaction**

Overall, Level I and Level II participant satisfaction with the course was positive. No respondent provided the lowest rating of “fair” in the final course evaluations or the lowest ratings of “somewhat satisfied” or “not at all satisfied” in the participant telephone survey. Further, 81% of all participants surveyed responded that they have already recommended the BOC training program to colleagues.

##### **Course Content and Approach**

While feedback was positive regarding the approach to the course, there were multiple suggestions by students and instructors to improve content and materials, mostly in Level I courses.

Many Level I students stated that information was not appropriately customized to their knowledge levels and that more hands-on training would be helpful. Many of these students also suggested making in-class workbooks more useful and readable. Instructors interviewed agreed that material should be cut down such that there is enough time for hands-on training, a strategy that would also be more effective teaching to the variety of backgrounds in the class. Instructors also recommended making workbooks more presentable (in color and more organized) and providing the workbooks at least one week ahead of class so students are better prepared.

Few Level II students provided feedback on how to improve course content. The few that did suggested more hands-on training, more frequent program offerings, and better access to follow-up courses.

##### **Course Logistics and Program Administration**

Feedback on course logistics and administration by both Level I and Level II respondents overall was very positive, with two notable exceptions being the extended course schedule and commuting challenges.

Level I and Level II students mainly expressed discontent with the course schedule, specifically that there was too much of a gap between classes in the series. Students indicated that they would prefer taking classes once a week and/or with on-line training components.

Both Level I and Level II students generally viewed instructors positively.

Instructors unanimously agreed that community colleges have better facilities and technological resources than the Chicago Center for Green Technology. Students rated the facilities and their amenities very highly. Dissatisfaction with facilities primarily related to location; many students indicated that traffic and time to get to class locations were negative aspects of the training.

Instructors regarded MEEA program administrators very highly.

### **Marketing and Outreach**

Participants almost unanimously stated that they heard about the course through their workplace, regardless of it being a recommendation or a mandatory training course. The majority of students took the course to improve their skills as building operators or lower energy consumption in their building; others stated job requirements or ComEd's Retro-commissioning program requirement as reasons for enrolling in the course.

Tuition rebates were more important for Level II students than Level I students, possibly because proportionately more students took classes for professional development rather than job mandates.

Students stated most frequently that the best ways to recruit building operators are through word-of-mouth and direct advertising to facilities and employers.

The primary barriers to attending BOC training programs cited by students included cost of the program and scheduling of courses.

## **4.2 Recommendations**

Navigant's recommendations to enhance both the impact evaluation and program processes are detailed in this section.

### **4.2.1 Impact Recommendations**

Program impact recommendations are presented separately for gross and net impacts.

#### **Gross Impact Results**

The results presented in this report are based on participant responses. Savings estimates could be improved through collection of facility square footage and energy usage data when participants enroll in the program. The impact evaluation is presently constrained to some degree by the participants' relatively limited understanding of their own facilities' energy use and of the potential impact of various measures on that energy use. If some of the classes are shorter than the hours allotted to them, there could be potential to add some hands-on real

world exercises to the classes either as homework or as in-class exercises that will benefit both the participants and the evaluators. The results of this homework and in-class exercises would then feed into subsequent impact evaluations. Such activities could include the following:

- Having participant provide the square footage and major processes at the facilities that they are responsible for overseeing
- Having participants report at the end of each session on any changes that they have made at their facilities as a result of the training and any estimated savings
- Having participants report on any changes they would like to make at their facilities and how they plan to go about doing so
- Having participants obtain their annual energy consumption for their facilities and report them confidentially on their evaluation for that course.
- Having course coordinators also provide MEEA with the final project report that each of the participants do to receive the final rebate, and get the coordinators to ensure that the content of that report includes the cost savings specific to the project.

## Net Impact Results

The BOC program stands to benefit from increased interaction with other EE programs. DCEO could work with other programs to track savings claimed by and rebates paid to BOC participants. If the BOC program is a strong influencer for participation in other programs, it could claim a larger portion of retrofit savings reported by participants.

### 4.2.2 Process Recommendations

#### Program Design

- **Increase Student Engagement.** MEEA should consider increasing student engagement and learning in classes by providing workbooks at least a week before class.
- **Enhance Classroom Experience.** DCEO, MEEA, instructors and BOC should consider the potential to implement student and instructor feedback regarding improvements in content (shorter Level I lessons, more hands-on activities) and approach (on-line course components, colored workbooks) provided.
- **Consider An Alternate Schedule.** Many students surveyed commented that the classes in each Level are too spread apart. MEEA should consider holding class sessions for each series more frequently – weekly at best – to keep students engaged and active.
- **Consider An Alternate Chicago Facility.** Multiple participants preferred not to drive into the city during rush hour and drive long distances to get to classes at the Chicago Center for Green Technology. Instructors also commented that the amenities at the Center were not as good as those in the community college classrooms. DCEO should consider providing a facility that may reduce commute and have better amenities in the city of Chicago.

### Program Administration

- **Enhance Data Collected in Application.** MEEA should consider asking participants to provide employer and facility type in their application so that marketing efforts can be better channeled to increase participation.
- **Standardize Final Course Evaluations.** Currently, MEEA's final course evaluation for students is not standardized. MEEA should consider standardizing feedback forms so that data from all courses can be aggregated and analyzed to provide a full picture of student opinions. Navigant can work with MEEA to create standardized forms so that immediate feedback can be better mined and Navigant's future process surveys can provide more robust conclusions.

### Program Resources

- **Leverage Utilities (ComEd and Ameren).** ComEd's and Ameren's account executives have relationships with many of the companies and facilities managers whose building operators are potential BOC participants. DCEO and MEEA should determine whether these avenues have been fully utilized in marketing the BOC program.
- **Investigate requiring participants in retro-commissioning programs to participate in BOC as a retro-commissioning program requirement.** ComEd currently requires participants in their retro-commissioning program to do so.

## **Appendix A. BOC Participant Survey Interview Guide**

Interview guide for the participant survey conducted via telephone.

## Table of Contents

1	INTRODUCTION .....	1
2	SCREENER.....	2
3	PROCESS QUESTIONS.....	3
4	FACILITY INFORMATION .....	5
5	IMPACT QUESTIONS .....	9
5.1	Maintenance Activities.....	9
	General Energy Management .....	9
	Building Shell .....	20
	Cooling System .....	23
	Heating System .....	30
	Motor Equipment.....	36
	Electrical System .....	40
	Ventilation System.....	42
	Maintenance Spillover.....	49
5.2	Equipment Upgrade .....	50
	Lighting Controls.....	50
	Efficient Lighting .....	51
	EMS.....	53
	Motors .....	55
	Variable Speed Drives (VSDs).....	57
	Heating System Efficiency Improvements .....	58
	A/C Efficiency Improvements.....	60
	Water Heating Efficiency Improvements .....	62
	Economizer on an Air Handler .....	63
	Other Efforts .....	65
	Summary and Equipment Spillover.....	66
6	ADDITIONAL IMPACTS .....	68
6.1	Other .....	71
7	BARRIERS .....	72
8	DEMOGRAPHICS .....	74
9	CLOSE.....	75

## 1 INTRODUCTION

Hello, may I please speak to [FIRST LAST FROM SAMPLE]? My name is \_\_\_\_\_ and I am calling from Opinion Dynamics Corporation on behalf of the state of Illinois Department of Commerce and Economic Opportunity (or DCEO). According to our records, you participated in the Building Operator [LEVEL FROM SAMPLE] Certification Training Program in [CLASS CITY FROM SAMPLE]. We are conducting an evaluation of the program and would like to ask you some questions regarding your experience. The survey will focus on your building operations practices and will take about 20 minutes. Is now a good time?

[If not a good time, schedule call back.]

If [Respondent no longer works with company], then I-1.

I-1. "Can you tell me where [FIRST LAST FROM SAMPLE] is working now?"

1. Yes, skip to I-2
2. No, then [Thank and Terminate]

I-2. [Open End with fields for company name, city, state, phone number] [DO NOT REQUIRE ANSWERS FOR ALL FIELDS]

## 2 SCREENER

S-1. Do you recall participating in the BOC training program on [INSERT **CLASS DATES** FROM SAMPLE] ? (To help recall, mention “Either in the 100 series or 200 series, do you recall taking classes such as ‘Building Systems Overview,’ ‘Efficient Lighting Fundamentals,’ ‘Indoor Air Quality,’ ‘HVAC Systems, Controls & Buildings,’ ‘Mastering Electric Control Circuits,’ or ‘Enhanced Automation for Building Operators?’”)

1. Yes
2. No [THANK AND TERMINATE]
8. (Don’t know) [THANK AND TERMINATE]
9. (Refused) [THANK AND TERMINATE]

### 3 PROCESS QUESTIONS

P-1. How did you first hear about the course? [OPEN END; 98=DK, 99=Ref]

P-2. Why did you originally decide to enroll in the course? [OPEN END; 98=DK, 99=Ref]

P-3. Did you find the training useful given your reason for taking it?

1. Yes
2. No
8. (Don't know)
9. (Refused)

[ASKIF P3=1]

P-4a. Why was the training useful? [OPEN END; 98=DK, 99=Ref]

[ASKIF P3=2]

P-4b. Why was the training not useful? [OPEN END; 98=DK, 99=Ref]

P-5. On a scale of 0-10, where 0 is "not knowledgeable at all" and 10 is "very knowledgeable", how would you rate your knowledge of energy efficient building operations prior to beginning the BOC courses?

0	1	2	3	4	5	6	7	8	9	10	DK	Ref
Not knowledgeable at all											Very knowledgeable	

P-6. How important was the tuition rebate from DCEO in your ability to take the course? Was it...**(READ LIST)**

1. Very important
2. Somewhat important
3. Not very important
4. Not at all important
5. (Not aware of rebate)
8. (Don't know)
9. (Refused)

P-7. How satisfied were you with the course overall? Were you... **(READ LIST)**

1. Very satisfied
2. Somewhat satisfied
3. Not very satisfied
4. Not at all satisfied
8. (Don't know)
9. (Refused)

P-8. How satisfied were you with the course content? Were you... **(READ LIST)**

1. Very satisfied
2. Somewhat satisfied
3. Not very satisfied
4. Not at all satisfied
8. (Don't know)
9. (Refused)

P-9. How satisfied were you with the course schedule – timing between classes, class length and the like?  
Were you... **(READ LIST6)**

1. Very satisfied
2. Somewhat satisfied
3. Not very satisfied
4. Not at all satisfied
8. (Don't know)
9. (Refused)

P-10. How satisfied were you with the course instructors? Were you... **(READ LIST)**

1. Very satisfied
2. Somewhat satisfied
3. Not very satisfied
4. Not at all satisfied
8. (Don't know)
9. (Refused)

P-11. How satisfied were you with the course facilities? Were you... **(READ LIST)**

1. Very satisfied
2. Somewhat satisfied
3. Not very satisfied
4. Not at all satisfied
8. (Don't know)
9. (Refused)

P-12. What did you like best about the course? [OPEN END; 98=DK, 99=Ref]

P-13. What did you like least about the course? [OPEN END; 98=DK, 99=Ref]

P-14. Do you have any suggestions for improving the course? [OPEN END; 96 No, 98=DK, 99=Ref]

## 4 FACILITY INFORMATION

F-1. Do you conduct or manage operations or maintenance activities at your facility?

1. Yes
2. No [THANK AND TERMINATE]
8. (Don't know) [THANK AND TERMINATE]
9. (Refused) [THANK AND TERMINATE]

F-2. Have you conducted or managed operations or maintenance activities at this facility since beginning the BOC training?

1. Yes
2. No
8. (Don't Know)
9. (Refuse)

[ASK IF F-2 = 2, ELSE SKIP TO F-5a]

F-3 Did you start conducting or managing operations or maintenance activities at this facility before completing the BOC training?

1. Yes
2. No [THANK AND TERMINATE]
8. (Don't Know)
9. (Refuse)

F-5a. What is the primary business activity that occurs at your facility?

- |     | <b>Business Type</b>              |
|-----|-----------------------------------|
| 1.  | (School/University)               |
| 2.  | (Office)                          |
| 3.  | (Retail)                          |
| 4.  | (Restaurant)                      |
| 5.  | (Hospital/Medical)                |
| 6.  | (Grocery)                         |
| 7.  | (Warehouse)                       |
| 8.  | (Process Industrial)              |
| 9.  | (Other Industrial)                |
| 10. | (Residential/Apartment Building)  |
| 11. | (Hotel/Motel)                     |
| 12. | (Mixed Use)                       |
| 13. | (Government)                      |
| 14. | (Real estate/property management) |
| 15. | (Corrections/Jail)                |
| 16. | (Waste water treatment)           |

- 00. (Other, specify)
- 98. (Don't know)
- 99. (Refused)

F-5b. What percentage of your facility is involved in this business activity? [NUMERIC OPEN END]

[ASK IF F-5b < 100%, ELSE TO F-8]

F-6a. What other business activities occur at this facility? (Choose 1) [IF RESPONDENT PROVIDES TWO ACTIVITIES, ENTER THE FIRST HERE AND THE SECOND IN F-7A]

- |     | <b>Business Type</b>              |
|-----|-----------------------------------|
| 1.  | (School/University)               |
| 2.  | (Office)                          |
| 3.  | (Retail)                          |
| 4.  | (Restaurant)                      |
| 5.  | (Hospital/Medical)                |
| 6.  | (Grocery)                         |
| 7.  | (Warehouse)                       |
| 8.  | (Process Industrial)              |
| 9.  | (Other Industrial)                |
| 10. | (Residential/Apartment Building)  |
| 11. | (Hotel/Motel)                     |
| 12. | (Mixed Use)                       |
| 13. | (Government)                      |
| 14. | (Real estate/property management) |
| 15. | (Corrections/Jail)                |
| 16. | (Waste water treatment)           |
| 00. | (Other, specify)                  |
| 98. | (Don't know)                      |
| 99. | (Refused)                         |

F-6b. What percentage of your facility is involved in this second business activity? [NUMERIC OPEN END]

[SKIP TO F-8 IF F5B AND F6B ADD TO 100%]

F-7a. What other business activities occur at this facility? (Choose 1)

- |    | <b>Business Type</b> |
|----|----------------------|
| 1. | (School/University)  |
| 2. | (Office)             |
| 3. | (Retail)             |
| 4. | (Restaurant)         |
| 5. | (Hospital/Medical)   |
| 6. | (Grocery)            |

7. (Warehouse)
8. (Process Industrial)
9. (Other Industrial)
10. (Residential/Apartment Building)
11. (Hotel/Motel)
12. (Mixed Use)
13. (Government)
14. (Real estate/property management)
15. (Corrections/Jail)
16. (Waste water treatment)
00. (Other, specify)
98. (Don't know)
99. (Refused)

F-7b. What percentage of your facility is involved in this third business activity? [NUMERIC OPEN END]

F-8. What is the approximate size, in square feet, of the building or buildings that comprise this facility? [NUMERIC OPEN END, UP TO 9,999,999; DK, Ref]

F-9. What percentage of your facility are you responsible for the operations of [NUMERIC OPEN END, UP TO 100%; DK, Ref]

F-10. How many other full-time equivalent personnel are responsible for operations for the same space that you are responsible for? [NUMERIC OPEN END up to 3 digits, DK, Ref]

[ASK if F-10 > 0]

F-11. How many of those personnel also completed BOC training through DCEO? [NUMERIC OPEN END up to 3 digits, DK, Ref]

F-12. What is the primary heating fuel used in your facility? **(DO NOT READ LIST)**

1. (Gas)
2. (Oil)
3. (Electric)
4. (Purchased steam)
00. (Other, specify)
98. (Don't know)
99. (Refused)

F-13. What is the primary heating system type?

1. Hot air furnace
2. Wall or floorboard radiator (steam, Hot Water or electric resistance)
3. Steam, hot water or electric resistance coils in ventilation system.
4. Space heaters
5. Heat pump, air source

- 6. Heat pump, ground source
- 7. Heat pump, water loop
- 00. (Other, specify)
- 98. (Don't know)
- 99. (Refused)

F-14. What is the primary cooling system type at your facility? **(DO NOT READ LIST)**

- 1. (Direct Expansion – air-cooled packaged or split system cooling or like a heat pump)
- 2. (Chiller – air-cooled)
- 3. (Chiller – water or evaporative cooled)
- 4. (Evaporative cooler)
- 5. (Geothermal heat pump)
- 6. (Window units)
- 7. (Fans)
- 00. (Other, specify)
- 98. (Don't know)
- 99. (Refused)

F-15. What is the primary fuel used for water heating at your facility? **(DO NOT READ LIST)**

- 1. (Gas)
- 2. (Electric)
- 3. (Oil)
- 4. (Solar)
- 5. (Steam)
- 00. (Other, specify)
- 98. (Don't know)
- 99. (Refused)

## 5 IMPACT QUESTIONS

### 5.1 Maintenance Activities

Now I'd like to ask you some questions about your maintenance activities at your facility. I will focus on several building systems areas, and the questions will be similar for each of them. I will focus on changes in maintenance activities you may have implemented at your facility SINCE BEGINNING THE BOC TRAINING. Later I will ask about equipment installations.

#### General Energy Management

The following series of questions will be focused on general energy management at your facility.

EM-1. Since beginning participation in the BOC program, have you made any changes to any general energy management activities in your facility?

1. Yes
2. No
8. (Don't Know)
9. (Refuse)

[ASK IF EM-1 = 1, else SKIP TO NEXT SECTION]

EM-2a. Have you changed the way you adjust cooling start/stop time?

1. Yes
2. No
8. (Don't Know)
9. (Refuse)

[ASK IF EM-2a =1, else SKIP to EM-3a]

EM-2b. Did you make changes to your existing cooling start/stop procedures or are you using new procedures that you were not doing before the BOC program?

1. Improvements to existing procedures
2. New procedures
3. (Both)
8. (Don't know)
9. (Refused)

EM-2c. Are you adjusting your cooling start/stop procedures more frequently, less frequently, or haven't you made a change to how often you adjust these procedures?

1. More frequently
2. Less frequently
3. Haven't made a change
8. (Don't know)
9. (Refused)

EM-3a. Have you changed the way you adjust heating start/stop time?

1. Yes
2. No
8. (Don't Know)
9. (Refuse)

[ASK IF EM-3a =1, else SKIP to EM-4a]

EM-3b. Did you make changes to your existing heating start/stop procedures or are you using new procedures that you were not doing before the BOC program?

1. Improvements to existing procedures
2. New procedures
3. (Both)
8. (Don't know)
9. (Refused)

EM-3c. Are you adjusting your heating start/stop procedures more frequently, less frequently, or haven't you made a change to how often you adjust these procedures?

4. More frequently
5. Less frequently
6. Haven't made a change
8. (Don't know)
9. (Refused)

EM-4a. Have you changed the way you adjust ventilation start/stop time?

1. Yes
2. No
8. (Don't Know)
9. (Refuse)

[ASK IF EM-4a =1, else SKIP to EM-5a]

EM-4b. Did you make changes to your existing ventilation start/stop procedures or are you using new procedures that you were not doing before the BOC program?

1. Improvements to existing procedures
2. New procedures
3. (Both)
8. (Don't know)
9. (Refused)

EM-4c. Are you adjusting your ventilation start/stop procedures more frequently, less frequently, or haven't you made a change to how often you adjust these procedures?

7. More frequently
8. Less frequently
9. Haven't made a change
8. (Don't know)

9. (Refused)

EM-5a. Have you changed the way you adjust lighting start/stop time?

1. Yes
2. No
8. (Don't Know)
9. (Refuse)

[ASK IF EM-5a =1, else SKIP to EM-6a]

EM-5b. Did you make changes to your existing lighting start/stop procedures or are you using new procedures that you were not doing before the BOC program?

1. Improvements to existing procedures
2. New procedures
3. (Both)
8. (Don't know)
9. (Refused)

EM-5c. Are you adjusting your lighting start/stop procedures more frequently, less frequently, or haven't you made a change to how often you adjust these procedures?

1. More frequently
2. Less frequently
3. Haven't made a change
8. (Don't know)
9. (Refused)

EM-6a. Have you changed the way you conduct Night Walk-Throughs?

1. Yes
2. No
8. (Don't Know)
9. (Refuse)

[ASK IF EM-6a =1, else SKIP to EM-7a]

EM-6b. Did you make changes to your existing Night Walk Through procedures or are you using new procedures that you were not doing before the BOC program?

1. Improvements to existing procedures
2. New procedures
3. (Both)
8. (Don't know)
9. (Refused)

EM-6c. Are you adjusting your Night Walk Through procedures more frequently, less frequently, or haven't you made a change to how often you adjust these procedures?

1. More frequently
2. Less frequently

- 3. Haven't made a change
- 8. (Don't know)
- 9. (Refused)

EM-7a. Have you changed the way you adjust building lighting and HVAC schedules to occupied hours?

- 1. Yes
- 2. No
- 8. (Don't Know)
- 9. (Refuse)

[ASK IF EM-7a =1, else SKIP to EM-8a]

EM-7b. Did you make changes to your building lighting and HVAC schedule procedures or are you using new procedures that you were not doing before the BOC program?

- 1. Improvements to existing procedures
- 2. New procedures
- 3. (Both)
- 8. (Don't know)
- 9. (Refused)

EM-7c. Are you adjusting your building lighting and HVAC schedule procedures more frequently, less frequently, or haven't you made a change to how often you adjust these procedures?

- 1. More frequently
- 2. Less frequently
- 3. Haven't made a change
- 8. (Don't know)
- 9. (Refused)

EM-8a. Have you changed the way you adjust building lighting and HVAC schedules on holidays?

- 1. Yes
- 2. No
- 8. (Don't Know)
- 9. (Refuse)

[ASK IF EM-8a =1, else SKIP to EM-9a]

EM-8b. Did you make changes to your existing building lighting and HVAC holiday schedule procedures or are you using new procedures that you were not doing before the BOC program?

- 1. Improvements to existing procedures
- 2. New procedures
- 3. (Both)
- 8. (Don't know)
- 9. (Refused)

EM-8c. Are you adjusting your building lighting and HVAC holiday schedule procedures more frequently, less frequently, or haven't you made a change to how often you adjust these procedures?

1. More frequently
2. Less frequently
3. Haven't made a change
8. (Don't know)
9. (Refused)

EM-9a. Have you changed the way you keep equipment maintenance logs?

1. Yes
2. No
8. (Don't Know)
9. (Refuse)

[ASK IF EM-9a =1, else SKIP to EM-10a]

EM-9b. Did you make changes to your existing equipment maintenance log procedures or are you using new procedures that you were not doing before the BOC program?

1. Improvements to existing procedures
2. New procedures
3. (Both)
8. (Don't know)
9. (Refused)

EM-9c. Are you adjusting your equipment maintenance log procedures more frequently, less frequently, or haven't you made a change to how often you adjust these procedures?

1. More frequently
2. Less frequently
3. Haven't made a change
8. (Don't know)
9. (Refused)

EM-10a. Have you changed the way you clean light fixtures?

3. Yes
4. No
8. (Don't Know)
9. (Refuse)

[ASK IF EM-10a =1, else SKIP to EM-11a]

EM-10b. Did you make changes to your existing light fixture cleaning procedures or are you using new procedures that you were not doing before the BOC program?

1. Improvements to existing procedures
2. New procedures
3. (Both)

- 8. (Don't know)
- 9. (Refused)

EM-10c. Are you adjusting your light fixture cleaning procedures more frequently, less frequently, or haven't you made a change to how often you adjust these procedures?

- 1. More frequently
- 2. Less frequently
- 3. Haven't made a change
- 8. (Don't know)
- 9. (Refused)

EM-11a. Have you changed the way you harvest daylight on the building perimeter?

- 1. Yes
- 2. No
- 8. (Don't Know)
- 9. (Refuse)

[ASK IF EM-11a =1, else SKIP to EM-12a]

EM-11b. Did you make changes to your existing daylight harvesting procedures or are you using new procedures that you were not doing before the BOC program?

- 1. Improvements to existing procedures
- 2. New procedures
- 3. (Both)
- 8. (Don't know)
- 9. (Refused)

EM-11c. Are you adjusting your daylight harvesting procedures more frequently, less frequently, or haven't you made a change to how often you adjust these procedures?

- 1. More frequently
- 2. Less frequently
- 3. Haven't made a change
- 8. (Don't know)
- 9. (Refused)

EM-12a. Have you changed the way you adjust light levels according to IEEE recommendations?

- 1. Yes
- 2. No
- 8. (Don't Know)
- 9. (Refuse)

[ASK IF EM-12a =1, else SKIP to EM-13a]

EM-12b. Did you make changes to your existing light level procedures or are you using new procedures that you were not doing before the BOC program?

1. Improvements to existing procedures
2. New procedures
3. (Both)
8. (Don't know)
9. (Refused)

EM-12c. Are you adjusting your light level procedures more frequently, less frequently, or haven't you made a change to how often you adjust these procedures?

1. More frequently
2. Less frequently
3. Haven't made a change
8. (Don't know)
9. (Refused)

EM-13a. Have you changed the way you take light level measurements?

1. Yes
2. No
8. (Don't Know)
9. (Refuse)

[ASK IF EM-13a =1, else SKIP to EM-14a]

EM-13b. Did you make changes to your existing light level measurement procedures or are you using new procedures that you were not doing before the BOC program?

1. Improvements to existing procedures
2. New procedures
3. (Both)
8. (Don't know)
9. (Refused)

EM-13c. Are you adjusting your light level measurement procedures more frequently, less frequently, or haven't you made a change to how often you adjust these procedures?

1. More frequently
2. Less frequently
3. Haven't made a change
8. (Don't know)
9. (Refused)

EM-14a. Have you changed the way you update the O&M Manual?

1. Yes
2. No
8. (Don't Know)
9. (Refuse)

[ASK IF EM-14a =1, else SKIP to EM-15a]

EM-14b. Did you make changes to your existing O&M Manual updating procedures or are you using new procedures that you were not doing before the BOC program?

1. Improvements to existing procedures
2. New procedures
3. (Both)
8. (Don't know)
9. (Refused)

EM-14c. Are you adjusting your O&M Manual updating procedures more frequently, less frequently, or haven't you made a change to how often you adjust these procedures?

1. More frequently
2. Less frequently
3. Haven't made a change
8. (Don't know)
9. (Refused)

EM-15a. Have you changed the way you track energy use trends?

1. Yes
2. No
8. (Don't Know)
9. (Refuse)

[ASK IF EM-15a =1, else SKIP to EM-16a]

EM-15b. Did you make changes to your existing energy usage tracking procedures or are you using new procedures that you were not doing before the BOC program?

1. Improvements to existing procedures
2. New procedures
3. (Both)
8. (Don't know)
9. (Refused)

EM-15c. Are you adjusting your energy usage tracking procedures more frequently, less frequently, or haven't you made a change to how often you adjust these procedures?

1. More frequently
2. Less frequently
3. Haven't made a change
8. (Don't know)
9. (Refused)

EM-16a. Have you made changed the way you report energy performance to management?

1. Yes

2. No
8. (Don't Know)
9. (Refuse)

[ASK IF EM-16a =1, else SKIP to EM-17a]

EM-16b. Did you make changes to your existing management reporting procedures or are you using new procedures that you were not doing before the BOC program?

1. Improvements to existing procedures
2. New procedures
3. (Both)
8. (Don't know)
9. (Refused)

EM-16c. Are you adjusting your management reporting procedures more frequently, less frequently, or haven't you made a change to how often you adjust these procedures?

1. More frequently
2. Less frequently
3. Haven't made a change
8. (Don't know)
9. (Refused)

EM-17a. Have you changed the way you suggest energy efficiency improvements to management?

1. Yes
2. No
8. (Don't Know)
9. (Refuse)

[ASK IF EM-17a =1, else SKIP to EM-18a]

EM-17b. Did you make changes to your existing energy efficiency suggestion procedures or are you using new procedures that you were not doing before the BOC program?

1. Improvements to existing procedures
2. New procedures
3. (Both)
8. (Don't know)
9. (Refused)

EM-17c. Are you adjusting your energy efficiency suggestion procedures more frequently, less frequently, or haven't you made a change to how often you adjust these procedures?

1. More frequently
2. Less frequently
3. Haven't made a change
8. (Don't know)
9. (Refused)

EM-18a. Have you changed the way you use diagnostic equipment to troubleshoot?

1. Yes
2. No
8. (Don't Know)
9. (Refuse)

[ASK IF EM-18a =1, else SKIP to EM-19a]

EM-18b. Did you make changes to your existing diagnostic equipment related troubleshooting procedures or are you using new procedures that you were not doing before the BOC program?

1. Improvements to existing procedures
2. New procedures
3. (Both)
8. (Don't know)
9. (Refused)

EM-18c. Are you adjusting your diagnostic equipment related troubleshooting procedures more frequently, less frequently, or haven't you made a change to how often you adjust these procedures?

1. More frequently
2. Less frequently
3. Haven't made a change
8. (Don't know)
9. (Refused)

EM-19a. Have you changed the way you review building system controls?

1. Yes
2. No
8. (Don't Know)
9. (Refuse)

[ASK IF EM-19a =1, else SKIP to EM-20a]

EM-19b. Did you make changes to your existing building system control review procedures or are you using new procedures that you were not doing before the BOC program?

1. Improvements to existing procedures
2. New procedures
3. (Both)
8. (Don't know)
9. (Refused)

EM-19c. Are you adjusting your building system control review procedures more frequently, less frequently, or haven't you made a change to how often you adjust these procedures?

1. More frequently
2. Less frequently
3. Haven't made a change

- 8. (Don't know)
- 9. (Refused)

EM-20a. Have you made any other changes with regards to energy management in your building?

- 1. Yes
- 2. No
- 8. (Don't Know)
- 9. (Refuse)

[ASK IF EM-20a =1, else SKIP to EM-21]

EM-20b. What change did you make? [OPEN ENDED]

EM-20c. Did you make changes to your existing procedures or are you using new procedures that you were not doing before the BOC program?

- 1. Improvements to existing procedures
- 2. New procedures
- 3. (Both)
- 8. (Don't know)
- 9. (Refused)

EM-20d. Are you adjusting your procedures more frequently, less frequently, or haven't you made a change to how often you adjust these procedures?

- 1. More frequently
- 2. Less frequently
- 3. Haven't made a change
- 8. (Don't know)
- 9. (Refused)

EM-21. How many square feet are affected by these management practices? [NUMERIC OPEN END, UP TO 9,999,999; DK, Ref]

EM-22. On a scale from 0 to 10 where 0 is "not at all" and 10 is "very much", how much did the training influence your decision to change your energy management practices?

0	1	2	3	4	5	6	7	8	9	10	DK	Ref
Not at all											Very much	

EM-23. When thinking about all these energy management practices changes that you have made since participating in the BOC training in the buildings you are responsible for, would you say that the changes generally affect:

- 1. All of the square footage you are responsible for
- 2. About 75%
- 3. About half
- 4. About one-quarter

- 8. Don't know
- 9. Refused

### Building Shell

The following series of questions will be focused on the Building Shell at your facility.

BS-1. Since beginning participation in the BOC program, have you made any changes to maintenance on the building shell in your facility?

- 1. Yes
- 2. No
- 8. (Don't Know)
- 9. (Refuse)

[ASK IF BS-1 = 1, else SKIP TO NEXT SECTION]

BS-2a. Have you changed the way you perform air sealing measures at the entrance of the facility?

- 1. Yes
- 2. No
- 8. (Don't Know)
- 9. (Refuse)

[ASK IF BS-2a =1, else SKIP to BS-3a]

BS-2b. Did you make changes to your existing air sealing measures or are you using new measures that you were not doing before the BOC program?

- 1. Improvements to existing procedures
- 2. New procedures
- 3. (Both)
- 8. (Don't know)
- 9. (Refused)

BS-2c. Are you adjusting your air sealing measures more frequently, less frequently, or haven't you made a change to how often you adjust these measures?

- 1. More frequently
- 2. Less frequently
- 3. Haven't made a change
- 8. (Don't know)
- 9. (Refused)

BS-3a. Have you changed window-blind management in your facility?

- 1. Yes
- 2. No
- 8. (Don't Know)
- 9. (Refuse)

[ASK IF BS-3a =1, else SKIP to BS-4a]

BS-3b. Did you make changes to your existing window blind management procedures or are you using new procedures that you were not doing before the BOC program?

1. Improvements to existing procedures
2. New procedures
3. (Both)
8. (Don't know)
9. (Refused)

BS-3c. Are you adjusting your window blind management procedures more frequently, less frequently, or haven't you made a change to how often you adjust these procedures?

1. More frequently
2. Less frequently
3. Haven't made a change
8. (Don't know)
9. (Refused)

BS-4a. Have you changed the roof-reflectivity at your facility?

1. Yes
2. No
8. (Don't Know)
9. (Refuse)

[ASK IF BS-4a =1, else SKIP to BS-5a]

BS-4b. Did you make changes to your existing roof reflectivity procedures or are you using new procedures that you were not doing before the BOC program?

1. Improvements to existing procedures
2. New procedures
3. (Both)
8. (Don't know)
9. (Refused)

BS-4c. Are you adjusting your roof reflectivity procedures more frequently, less frequently, or haven't you made a change to how often you adjust these procedures?

1. More frequently
2. Less frequently
3. Haven't made a change
8. (Don't know)
9. (Refused)

BS-5a. Have you made any other air sealing changes in your facility?

3. Yes
4. No

- 8. (Don't Know)
- 9. (Refuse)

[ASK IF BS-5a =1, else SKIP to BS-6a]

BS-5b. What air sealing change did you make? [OPEN ENDED]

BS-5c. Did you make changes to your existing air sealing procedures or are you using new procedures that you were not doing before the BOC program?

- 1. Improvements to existing procedures
- 2. New procedures
- 3. (Both)
- 8. (Don't know)
- 9. (Refused)

BS-5d. Are you adjusting your air sealing procedures more frequently, less frequently, or haven't you made a change to how often you adjust these procedures?

- 1. More frequently
- 2. Less frequently
- 3. Haven't made a change
- 8. (Don't know)
- 9. (Refused)

BS-6a. Have you made any other changes in your facility with regards to the building shell?

- 1. Yes
- 2. No
- 8. (Don't Know)
- 9. (Refuse)

[ASK IF BS-6a =1, else SKIP to BS-7]

BS-6b. What change did you make? [OPEN ENDED]

BS-6c. Did you make changes to your existing building shell procedures or are you using new procedures that you were not doing before the BOC program?

- 1. Improvements to existing procedures
- 2. New procedures
- 3. (Both)
- 8. (Don't know)
- 9. (Refused)

BS-6d. Are you adjusting your building shell procedures more frequently, less frequently, or haven't you made a change to how often you adjust these procedures?

- 1. More frequently
- 2. Less frequently
- 3. Haven't made a change

8. (Don't know)
9. (Refused)

BS-7. How many square feet are affected by the building shell maintenance mentioned? [NUMERIC OPEN END, UP TO 9,999,999; DK, Ref]

BS-8. On a scale from 0 to 10 where 0 is "not at all" and 10 is "very much", how much did the training influence your decision to change your maintenance practices on the building shell?

0	1	2	3	4	5	6	7	8	9	10	DK	Ref
Not at all											Very much	

BS-9. When thinking about all these building shell maintenance changes that you have made since participating in the BOC training in the buildings you are responsible for, would you say that the changes generally affect:

1. All of the square footage you are responsible for
2. About 75%
3. About half
4. About one-quarter
8. Don't know
9. Refused

### Cooling System

The following series of questions will be focused on the cooling system at your facility.

CS-1. Since beginning participation in the BOC program, have you made any changes to maintenance on the cooling system in your facility?

1. Yes
2. No
8. (Don't Know)
9. (Refuse)

[ASK IF CS-1 = 1, else SKIP TO NEXT SECTION]

CS-2a. Have you changed the way you conduct water treatment on your cooling system?

1. Yes
2. No
8. (Don't Know)
9. (Refuse)

[ASK IF CS-2a =1, else SKIP to CS-3a]

CS-2b. Did you make changes to your existing water treatment procedures or are you using new procedures that you were not doing before the BOC program?

1. Improvements to existing procedures

- 2. New procedures
- 3. (Both)
- 8. (Don't know)
- 9. (Refused)

CS-2c. Are you adjusting your water treatment procedures more frequently, less frequently, or haven't you made a change to how often you adjust these procedures?

- 1. More frequently
- 2. Less frequently
- 3. Haven't made a change
- 8. (Don't know)
- 9. (Refused)

- 9. (Refuse)

CS-3a. Have you changed the way you service the cooling tower?

- 1. Yes
- 2. No
- 8. (Don't Know)
- 9. (Refuse)

[ASK IF CS-3a =1, else SKIP to CS-4a]

CS-3b. Did you make changes to your existing cooling tower procedures or are you using new procedures that you were not doing before the BOC program?

- 1. Improvements to existing procedures
- 2. New procedures
- 3. (Both)
- 8. (Don't know)
- 9. (Refused)

CS-3c. Are you adjusting your cooling tower procedures more frequently, less frequently, or haven't you made a change to how often you adjust these procedures?

- 1. More frequently
- 2. Less frequently
- 3. Haven't made a change
- 8. (Don't know)
- 9. (Refused)

CS-4a. Have you changed how you clean the chiller evaporator?

- 1. Yes
- 2. No
- 8. (Don't Know)
- 9. (Refuse)

[ASK IF CS-4a =1, else SKIP to CS-5a]

CS-4b. Did you make changes to your existing chiller evaporator cleaning procedures or are you using new procedures that you were not doing before the BOC program?

1. Improvements to existing procedures
2. New procedures
3. (Both)
8. (Don't know)
9. (Refused)

CS-4c. Are you adjusting your chiller evaporator cleaning procedures more frequently, less frequently, or haven't you made a change to how often you adjust these procedures?

1. More frequently
2. Less frequently
3. Haven't made a change
8. (Don't know)
9. (Refused)

CS-5a. Have you changed how you clean the condenser?

1. Yes
2. No
8. (Don't Know)
9. (Refuse)

[ASK IF CS-5a =1, else SKIP to CS-6a]

CS-5b. Did you make changes to your existing condenser cleaning procedures or are you using new procedures that you were not doing before the BOC program?

1. Improvements to existing procedures
2. New procedures
3. (Both)
8. (Don't know)
9. (Refused)

CS-5c. Are you adjusting your condenser cleaning procedures more frequently, less frequently, or haven't you made a change to how often you adjust these procedures?

1. More frequently
2. Less frequently
3. Haven't made a change
8. (Don't know)
9. (Refused)

CS-6a. Have you changed the way you adjust and/or charge the refrigerant?

1. Yes
2. No
8. (Don't Know)

9. (Refuse)

[ASK IF CS-6a =1, else SKIP to CS-7a]

CS-6b. Did you make changes to your existing refrigerant charging procedures or are you using new procedures that you were not doing before the BOC program?

4. Improvements to existing procedures
5. New procedures
6. (Both)
8. (Don't know)
9. (Refused)

CS-6c. Are you adjusting your refrigerant charging procedures more frequently, less frequently, or haven't you made a change to how often you adjust these procedures?

1. More frequently
2. Less frequently
3. Haven't made a change
8. (Don't know)
9. (Refused)

CS-7a. Have you changed how you calibrate the sensor?

1. Yes
2. No
8. (Don't Know)
9. (Refuse)

[ASK IF CS-7a =1, else SKIP to CS-8a]

CS-7b. Did you make changes to your existing sensor calibration procedures or are you using new procedures that you were not doing before the BOC program?

1. Improvements to existing procedures
2. New procedures
3. (Both)
8. (Don't know)
9. (Refused)

CS-7c. Are you adjusting your sensor calibration procedures more frequently, less frequently, or haven't you made a change to how often you adjust these procedures?

1. More frequently
2. Less frequently
3. Haven't made a change
8. (Don't know)
9. (Refused)

CS-8a. Have you changed how you perform system diagnostics on your cooling system?

1. Yes
2. No
8. (Don't Know)
9. (Refuse)

[ASK IF CS-8a =1, else SKIP to CS-9a]

CS-8b. Did you make changes to your existing cooling system diagnostic procedures or are you using new procedures that you were not doing before the BOC program?

1. Improvements to existing procedures
2. New procedures
3. (Both)
8. (Don't know)
9. (Refused)

CS-8c. Are you adjusting your cooling system diagnostic procedures more frequently, less frequently, or haven't you made a change to how often you adjust these procedures?

1. More frequently
2. Less frequently
3. Haven't made a change
8. (Don't know)
9. (Refused)

CS-9a. Have you changed how you service the cooling coil?

1. Yes
2. No
8. (Don't Know)
9. (Refuse)

[ASK IF CS-9a =1, else SKIP to CS-10a]

CS-9b. Did you make changes to your existing cooling coil service procedures or are you using new procedures that you were not doing before the BOC program?

1. Improvements to existing procedures
2. New procedures
3. (Both)
8. (Don't know)
9. (Refused)

CS-9c. Are you adjusting your cooling coil service procedures more frequently, less frequently, or haven't you made a change to how often you adjust these procedures?

1. More frequently
2. Less frequently
3. Haven't made a change
8. (Don't know)
9. (Refused)

CS-10a. Have you changed how you service the valve?

1. Yes
2. No
8. (Don't Know)
9. (Refuse)

[ASK IF CS-10a =1, else SKIP to CS-11a]

CS-10b. Did you make changes to your existing valve servicing procedures or are you using new procedures that you were not doing before the BOC program?

1. Improvements to existing procedures
2. New procedures
3. (Both)
8. (Don't know)
9. (Refused)

CS-10c. Are you adjusting your valve servicing procedures more frequently, less frequently, or haven't you made a change to how often you adjust these procedures?

1. More frequently
2. Less frequently
3. Haven't made a change
8. (Don't know)
9. (Refused)

CS-11a. Have you changed how you insulate the pipe?

1. Yes
2. No
8. (Don't Know)
9. (Refuse)

[ASK IF CS-11a =1, else SKIP to CS-12a]

CS-11b. Did you make changes to your existing pipe insulation procedures or are you using new procedures that you were not doing before the BOC program?

1. Improvements to existing procedures
2. New procedures
3. (Both)
8. (Don't know)
9. (Refused)

CS-11c. Are you adjusting your pipe insulation procedures more frequently, less frequently, or haven't you made a change to how often you adjust these procedures?

1. More frequently
2. Less frequently
3. Haven't made a change

- 8. (Don't know)
- 9. (Refused)

CS-12a. Have you made any other changes in your facility with regards to the cooling system?

- 1. Yes
- 2. No
- 8. (Don't Know)
- 9. (Refuse)

[ASK IF CS-12a =1, else SKIP to CS-13]

CS-12b. What change did you make? [OPEN ENDED]

CS-12c. Did you make changes to your existing cooling system procedures or are you using new procedures that you were not doing before the BOC program?

- 1. Improvements to existing procedures
- 2. New procedures
- 3. (Both)
- 8. (Don't know)
- 9. (Refused)

CS-12d. Are you adjusting your cooling system procedures more frequently, less frequently, or haven't you made a change to how often you adjust these procedures?

- 1. More frequently
- 2. Less frequently
- 3. Haven't made a change
- 8. (Don't know)
- 9. (Refused)

CS-13. How many tons is the cooling system equipment that you performed maintenance on?

[NUMERIC OPEN END, UP TO 9,999; DK, Ref]

CS-14. On a scale from 0 to 10 where 0 is "not at all" and 10 is "very much", how much did the training influence your decision to change your maintenance practices on the cooling system?

0	1	2	3	4	5	6	7	8	9	10	DK	Ref
Not at all											Very much	

CS-15. When thinking about all these cooling system maintenance changes that you have made since participating in the BOC training in the buildings you are responsible for, would you say that the changes generally affect:

- 1. All of the square footage you are responsible for
- 2. About 75%
- 3. About half
- 4. About one-quarter

- 8. Don't know
- 9. Refused

### Heating System

The following series of questions will be focused on the heating system at your facility.

HS-1. Since beginning participation in the BOC program, have you made any changes to maintenance on the heating system in your facility?

- 1. Yes
- 2. No
- 8. (Don't Know)
- 9. (Refuse)

[ASK IF HS-1 = 1, else SKIP TO NEXT SECTION]

HS-2a. Have you changed how you perform combustion testing?

- 1. Yes
- 2. No
- 8. (Don't Know)
- 9. (Refuse)

[ASK IF HS-2a =1, else SKIP to HS-3a]

HS-2b. Did you make changes to your existing combustion testing procedures or are you using new procedures that you were not doing before the BOC program?

- 1. Improvements to existing procedures
- 2. New procedures
- 3. (Both)
- 8. (Don't know)
- 9. (Refused)

HS-2c. Are you adjusting your combustion testing procedures more frequently, less frequently, or haven't you made a change to how often you adjust these procedures?

- 1. More frequently
- 2. Less frequently
- 3. Haven't made a change
- 8. (Don't know)
- 9. (Refused)

HS-3a. Have you changed how you service the steam trap?

- 1. Yes
- 2. No
- 8. (Don't Know)
- 9. (Refuse)

[ASK IF HS-3a =1, else SKIP to HS-4a]

HS-3b. Did you make changes to your existing steam trap servicing procedures or are you using new procedures that you were not doing before the BOC program?

1. Improvements to existing procedures
2. New procedures
3. (Both)
8. (Don't know)
9. (Refused)

HS-3c. Are you adjusting your steam trap servicing procedures more frequently, less frequently, or haven't you made a change to how often you adjust these procedures?

1. More frequently
2. Less frequently
3. Haven't made a change
8. (Don't know)
9. (Refused)

HS-4a. Have you changed how you clean the heat exchanger?

1. Yes
2. No
8. (Don't Know)
9. (Refuse)

[ASK IF HS-4a =1, else SKIP to HS-5a]

HS-4b. Did you make changes to your existing heat exchanger cleaning procedures or are you using new procedures that you were not doing before the BOC program?

1. Improvements to existing procedures
2. New procedures
3. (Both)
8. (Don't know)
9. (Refused)

HS-4c. Are you adjusting your heat exchange cleaning procedures more frequently, less frequently, or haven't you made a change to how often you adjust these procedures?

1. More frequently
2. Less frequently
3. Haven't made a change
8. (Don't know)
9. (Refused)

HS-5a. Have you changed how you adjust the blowdown frequency?

3. Yes

- 4. No
- 8. (Don't Know)
- 9. (Refuse)

[ASK IF HS-5a =1, else SKIP to HS-6a]

HS-5b. Did you make changes to your existing blowdown adjustment procedures or are you using new procedures that you were not doing before the BOC program?

- 1. Improvements to existing procedures
- 2. New procedures
- 3. (Both)
- 8. (Don't know)
- 9. (Refused)

HS-5c. Are you adjusting your blowdown adjustment procedures more frequently, less frequently, or haven't you made a change to how often you adjust these procedures?

- 1. More frequently
- 2. Less frequently
- 3. Haven't made a change
- 8. (Don't know)
- 9. (Refused)

HS-6a. Have you changed how you reset steam pressure or water temperature?

- 3. Yes
- 4. No
- 8. (Don't Know)
- 9. (Refuse)

[ASK IF HS-6a =1, else SKIP to HS-7a]

HS-6b. Did you make changes to your existing steam pressure and temperature procedures or are you using new procedures that you were not doing before the BOC program?

- 1. Improvements to existing procedures
- 2. New procedures
- 3. (Both)
- 8. (Don't know)
- 9. (Refused)

HS-6c. Are you adjusting your steam pressure and temperature procedures more frequently, less frequently, or haven't you made a change to how often you adjust these procedures?

- 10. More frequently
- 11. Less frequently
- 12. Haven't made a change
- 8. (Don't know)
- 9. (Refused)

HS-7a. Have you changed how you calibrate the sensor?

1. Yes
2. No
8. (Don't Know)
9. (Refuse)

[ASK IF HS-7a =1, else SKIP to HS-8a]

HS-7b. Did you make changes to your existing sensor calibration procedures or are you using new procedures that you were not doing before the BOC program?

1. Improvements to existing procedures
2. New procedures
3. (Both)
8. (Don't know)
9. (Refused)

HS-7c. Are you adjusting your sensor calibration procedures more frequently, less frequently, or haven't you made a change to how often you adjust these procedures?

13. More frequently
14. Less frequently
15. Haven't made a change
8. (Don't know)
9. (Refused)

HS-8a. Have you changed how you perform system diagnostics?

1. Yes
2. No
8. (Don't Know)
9. (Refuse)

[ASK IF HS-8a =1, else SKIP to HS-9a]

HS-8b. Did you make changes to your existing cooling start/stop procedures or are you using new procedures that you were not doing before the BOC program?

1. Improvements to existing procedures
2. New procedures
3. (Both)
8. (Don't know)
9. (Refused)

HS-8c. Are you adjusting your cooling start/stop procedures more frequently, less frequently, or haven't you made a change to how often you adjust these procedures?

16. More frequently
17. Less frequently
18. Haven't made a change
8. (Don't know)

9. (Refused)

9. (Refuse)

HS-9a. Have you changed how you service the valve?

1. Yes
2. No
8. (Don't Know)
9. (Refuse)

[ASK IF HS-9a =1, else SKIP to HS-10a]

HS-9b. Did you make changes to your existing cooling valve service procedures or are you using new procedures that you were not doing before the BOC program?

1. Improvements to existing procedures
2. New procedures
3. (Both)
8. (Don't know)
9. (Refused)

HS-9c. Are you adjusting your valve service procedures more frequently, less frequently, or haven't you made a change to how often you adjust these procedures?

1. More frequently
2. Less frequently
3. Haven't made a change
8. (Don't know)
9. (Refused)

HS-10a. Have you changed how you insulate the pipe?

1. Yes
2. No
8. (Don't Know)
9. (Refuse)

[ASK IF HS-10a =1, else SKIP to HS-11a]

HS-10b. Did you make changes to your existing pipe insulation procedures or are you using new procedures that you were not doing before the BOC program?

1. Improvements to existing procedures
2. New procedures
3. (Both)
8. (Don't know)
9. (Refused)

HS-10c. Are you adjusting your pipe insulation procedures more frequently, less frequently, or haven't you made a change to how often you adjust these procedures?

1. More frequently
2. Less frequently
3. Haven't made a change
8. (Don't know)
9. (Refused)

HS-11a. Have you changed how you conduct water treatment on your heating system?

1. Yes
2. No
8. (Don't Know)
9. (Refuse)

[ASK IF HS-11a =1, else SKIP to HS-12a]

HS-11b. Did you make changes to your existing heating system water treatment procedures or are you using new procedures that you were not doing before the BOC program?

1. Improvements to existing procedures
2. New procedures
3. (Both)
8. (Don't know)
9. (Refused)

HS-11c. Are you adjusting your heating system water treatment procedures more frequently, less frequently, or haven't you made a change to how often you adjust these procedures?

1. More frequently
2. Less frequently
3. Haven't made a change
8. (Don't know)
9. (Refused)

HS-12a. Have you made any other changes in your facility with regards to the heating system?

1. Yes
2. No
8. (Don't Know)
9. (Refuse)

[ASK IF HS-12a =1, else SKIP to HS-13]

HS-12b. What change did you make? [OPEN ENDED]

HS-12c. Did you make changes to your existing heating system procedures or are you using new procedures that you were not doing before the BOC program?

1. Improvements to existing procedures
2. New procedures
3. (Both)

- 8. (Don't know)
- 9. (Refused)

HS-12d. Are you adjusting your heating system procedures more frequently, less frequently, or haven't you made a change to how often you adjust these procedures?

- 19. More frequently
- 20. Less frequently
- 21. Haven't made a change
- 8. (Don't know)
- 9. (Refused)

HS-13. How many square feet are heated by the heating system that maintenance was performed on?  
[NUMERIC OPEN END, UP TO 9,999,999; DK, Ref]

HS-14. On a scale from 0 to 10 where 0 is "not at all" and 10 is "very much", how much did the training influence your decision to change your maintenance practices on the heating system?

0	1	2	3	4	5	6	7	8	9	10	DK	Ref
Not at all											Very much	

HS-15. When thinking about all these heating system maintenance changes that you have made since participating in the BOC training in the buildings you are responsible for, would you say that the changes generally affect:

- 1. All of the square footage you are responsible for
- 2. About 75%
- 3. About half
- 4. About one-quarter
- 8. Don't know
- 9. Refused

### Motor Equipment

The following series of questions will be focused on the motor equipment at your facility.

ME-1. Since beginning participation in the BOC program, have you made any changes to maintenance on the motor equipment in your facility?

- 1. Yes
- 2. No
- 8. (Don't Know)
- 9. (Refuse)

[ASK IF ME-1 = 1, else SKIP TO NEXT SECTION]

ME-2a. Have you changed the way you lubricate motor parts?

- 1. Yes

- 2. No
- 8. (Don't Know)
- 9. (Refuse)

[ASK IF ME-2a =1, else SKIP to ME-3a]

ME-2b. Did you make changes to your existing motor part lubrication procedures or are you using new procedures that you were not doing before the BOC program?

- 1. Improvements to existing procedures
- 2. New procedures
- 3. (Both)
- 8. (Don't know)
- 9. (Refused)

ME-2c. Are you adjusting your motor part lubrication procedures more frequently, less frequently, or haven't you made a change to how often you adjust these procedures?

- 1. More frequently
- 2. Less frequently
- 3. Haven't made a change
- 8. (Don't know)
- 9. (Refused)

ME-3a. Have you changed the way you perform belt alignment, check belt tension, or replace the belt?

- 1. Yes
- 2. No
- 8. (Don't Know)
- 9. (Refuse)

[ASK IF ME-3a =1, else SKIP to ME-4a]

ME-3b. Did you make changes to your existing belt procedures or are you using new procedures that you were not doing before the BOC program?

- 1. Improvements to existing procedures
- 2. New procedures
- 3. (Both)
- 8. (Don't know)
- 9. (Refused)

ME-3c. Are you adjusting your belt procedures more frequently, less frequently, or haven't you made a change to how often you adjust these procedures?

- 22. More frequently
- 23. Less frequently
- 24. Haven't made a change
- 8. (Don't know)
- 9. (Refused)

ME-4a. Have you changed the way you perform coupling alignment?

1. Yes
2. No
8. (Don't Know)
9. (Refuse)

[ASK IF ME-4a =1, else SKIP to ME-5a]

ME-4b. Did you make changes to your existing coupling alignment procedures or are you using new procedures that you were not doing before the BOC program?

1. Improvements to existing procedures
2. New procedures
3. (Both)
8. (Don't know)
9. (Refused)

ME-4c. Are you adjusting your coupling alignment procedures more frequently, less frequently, or haven't you made a change to how often you adjust these procedures?

25. More frequently
26. Less frequently
27. Haven't made a change
8. (Don't know)
9. (Refused)

ME-5a. Have you changed any policy for efficient motor purchases?

1. Yes
2. No
8. (Don't Know)
9. (Refuse)

[ASK IF ME-5a =1, else SKIP to ME-6a]

ME-5b. Did you make changes to your existing efficient motor purchase procedures or are you using new procedures that you were not doing before the BOC program?

1. Improvements to existing procedures
2. New procedures
3. (Both)
8. (Don't know)
9. (Refused)

ME-5c. Are you adjusting your efficient motor purchase procedures more frequently, less frequently, or haven't you made a change to how often you adjust these procedures?

1. More frequently
2. Less frequently
3. Haven't made a change
8. (Don't know)

9. (Refused)

ME-6a. Have you changed the way you use motor repair specifications to improve or ensure energy efficient operation?

1. Yes
2. No
8. (Don't Know)
9. (Refuse)

[ASK IF ME-6a =1, else SKIP to ME-7a]

ME-6b. Did you make changes to your existing motor repair procedures or are you using new procedures that you were not doing before the BOC program?

1. Improvements to existing procedures
2. New procedures
3. (Both)
8. (Don't know)
9. (Refused)

ME-6c. Are you adjusting your motor repair procedures more frequently, less frequently, or haven't you made a change to how often you adjust these procedures?

1. More frequently
2. Less frequently
3. Haven't made a change
8. (Don't know)
9. (Refused)

ME-7a. Have you made any other changes with regards to your motor equipment?

1. Yes
2. No
8. (Don't Know)
9. (Refuse)

[ASK IF ME-7a =1, else SKIP to ME-8]

ME-7b. What change did you make? [OPEN ENDED]

ME-7c. Did you make changes to your existing motor procedures or are you using new procedures that you were not doing before the BOC program?

1. Improvements to existing procedures
2. New procedures
3. (Both)
8. (Don't know)

9. (Refused)

ME-7d. Are you adjusting your motor procedures more frequently, less frequently, or haven't you made a change to how often you adjust these procedures?

1. More frequently
2. Less frequently
3. Haven't made a change
8. (Don't know)
9. (Refused)

ME-8. How many motors did you perform maintenance on since beginning the BOC training?  
[NUMERIC OPEN END, UP TO 999; DK, Ref]

ME-9. What is the average horsepower of the motors you performed maintenance on?  
[NUMERIC OPEN END, UP TO 99,999; DK, Ref]

ME-10. On a scale from 0 to 10 where 0 is "not at all" and 10 is "very much", how much did the training influence your decision to change your maintenance practices on the motor equipment?

0	1	2	3	4	5	6	7	8	9	10	DK	Ref
Not at all											Very much	

ME-11. When thinking about all these motor equipment maintenance changes that you have made since participating in the BOC training in the buildings you are responsible for, would you say that the changes generally affect:

1. All of the square footage you are responsible for
2. About 75%
3. About half
4. About one-quarter
8. Don't know
9. Refused

### Electrical System

The following series of questions will be focused on the electrical system at your facility.

ES-1. Since beginning participation in the BOC program, have you made any changes to maintenance on the electrical system in your facility?

1. Yes
2. No
8. (Don't Know)
9. (Refuse)

[ASK IF ES-1 = 1, else SKIP TO NEXT SECTION]

ES-2a. Have you changed thermal analysis and connection tightening?

1. Yes
2. No
8. (Don't Know)
9. (Refuse)

[ASK IF ES-2a =1, else SKIP to ES-3a]

ES-2b. Did you make changes to your existing thermal analysis and connection tightening procedures or are you using new procedures that you were not doing before the BOC program?

1. Improvements to existing procedures
2. New procedures
3. (Both)
8. (Don't know)
9. (Refused)

ES-2c. Are you adjusting your thermal analysis and connection tightening procedures more frequently, less frequently, or haven't you made a change to how often you adjust these procedures?

1. More frequently
2. Less frequently
3. Haven't made a change
8. (Don't know)
9. (Refused)

ES-3a. Have you made any other changes with regards to your electrical system?

1. Yes
2. No
8. (Don't Know)
9. (Refuse)

[ASK IF ES-3a =1, else SKIP to ES-4]

ES-3b. What change did you make? [OPEN ENDED]

ES-3c. Did you make changes to your existing electrical procedures or are you using new procedures that you were not doing before the BOC program?

1. Improvements to existing procedures
2. New procedures
3. (Both)
8. (Don't know)
9. (Refused)

ES-3d. Are you adjusting your electrical procedures more frequently, less frequently, or haven't you made a change to how often you adjust these procedures?

1. More frequently

2. Less frequently
3. Haven't made a change
8. (Don't know)
9. (Refused)

)

ES-4. On a scale from 0 to 10 where 0 is "not at all" and 10 is "very much", how much did the training influence your decision to change your maintenance practices on the electrical system?

0	1	2	3	4	5	6	7	8	9	10	DK	Ref
Not at all											Very much	

ES-5. When thinking about all these electrical system maintenance changes that you have made since participating in the BOC training in the buildings you are responsible for, would you say that the changes generally affect:

1. All of the square footage you are responsible for
2. About 75%
3. About half
4. About one-quarter
8. Don't know
9. Refused

### Ventilation System

The following series of questions will be focused on the ventilation system at your facility.

VS-1. Since beginning participation in the BOC program, have you made any changes to maintenance on the ventilation system in your facility?

1. Yes
2. No
8. (Don't Know)
9. (Refuse)

[ASK IF VS-1 = 1, else SKIP TO NEXT SECTION]

VS-2a. Have you changed the way you repair or optimize the economizer?

1. Yes
2. No
8. (Don't Know)
9. (Refuse)

[ASK IF VS-2a =1, else SKIP to VS-3a]

VS-2b. Did you make changes to your existing economizer procedures or are you using new procedures that you were not doing before the BOC program?

1. Improvements to existing procedures

2. New procedures
3. (Both)
8. (Don't know)
9. (Refused)

VS-2c. Are you adjusting your economizer procedures more frequently, less frequently, or haven't you made a change to how often you adjust these procedures?

1. More frequently
2. Less frequently
3. Haven't made a change
8. (Don't know)
9. (Refused)

VS-3a. Have you changed the way you adjust the damper or repair seals?

1. Yes
2. No
8. (Don't Know)
9. (Refuse)

[ASK IF VS-3a =1, else SKIP to VS-4a]

VS-3b. Did you make changes to your existing damper and seal repair procedures or are you using new procedures that you were not doing before the BOC program?

1. Improvements to existing procedures
2. New procedures
3. (Both)
8. (Don't know)
9. (Refused)

VS-3c. Are you adjusting your damper and seal repair procedures more frequently, less frequently, or haven't you made a change to how often you adjust these procedures?

1. More frequently
2. Less frequently
3. Haven't made a change
8. (Don't know)
9. (Refused)

VS-4a. Have you changed the way you calibrated the sensor?

1. Yes
2. No
8. (Don't Know)
9. (Refuse)

[ASK IF VS-4a =1, else SKIP to VS-5a]

VS-4b. Did you make changes to your existing sensor calibration procedures or are you using new procedures that you were not doing before the BOC program?

1. Improvements to existing procedures
2. New procedures
3. (Both)
8. (Don't know)
9. (Refused)

VS-4c. Are you adjusting your sensor calibration procedures more frequently, less frequently, or haven't you made a change to how often you adjust these procedures?

1. More frequently
2. Less frequently
3. Haven't made a change
8. (Don't know)
9. (Refused)

VS-5a. Have you changed the way you perform setpoint optimization?

1. Yes
2. No
8. (Don't Know)
9. (Refuse)

[ASK IF VS-5a =1, else SKIP to VS-6a]

VS-5b. Did you make changes to your existing setpoint optimization procedures or are you using new procedures that you were not doing before the BOC program?

1. Improvements to existing procedures
2. New procedures
3. (Both)
8. (Don't know)
9. (Refused)

VS-5c. Are you adjusting your setpoint optimization procedures more frequently, less frequently, or haven't you made a change to how often you adjust these procedures?

1. More frequently
2. Less frequently
3. Haven't made a change
8. (Don't know)
9. (Refused)

VS-6a. Have you changed the way you perform air balancing?

1. Yes
2. No
8. (Don't Know)

9. (Refuse)

[ASK IF VS-6a =1, else SKIP to VS-7a]

VS-6b. Did you make changes to your existing air balancing procedures or are you using new procedures that you were not doing before the BOC program?

1. Improvements to existing procedures
2. New procedures
3. (Both)
8. (Don't know)
9. (Refused)

VS-6c. Are you adjusting your air balancing procedures more frequently, less frequently, or haven't you made a change to how often you adjust these procedures?

1. More frequently
2. Less frequently
3. Haven't made a change
8. (Don't know)
9. (Refused)

VS-7a. Has there been a change in the way you deal with the filter of your ventilation system?1.

- Yes
2. No
8. (Don't Know)
9. (Refuse)

[ASK IF VS-7a =1, else SKIP to VS-8a]

VS-7b. Did you make changes to your existing filter changing procedures or are you using new procedures that you were not doing before the BOC program?

1. Improvements to existing procedures
2. New procedures
3. (Both)
8. (Don't know)
9. (Refused)

VS-7c. Are you adjusting your filter changing procedures more frequently, less frequently, or haven't you made a change to how often you adjust these procedures?

1. More frequently
2. Less frequently
3. Haven't made a change
8. (Don't know)
9. (Refused)

VS-8a. Have you changed the way you perform system diagnostics?

1. Yes
2. No
8. (Don't Know)
9. (Refuse)

[ASK IF VS-8a =1, else SKIP to VS-9a]

VS-8b. Did you make changes to your existing system diagnostic procedures or are you using new procedures that you were not doing before the BOC program?

1. Improvements to existing procedures
2. New procedures
3. (Both)
8. (Don't know)
9. (Refused)

VS-8c. Are you adjusting your system diagnostic procedures more frequently, less frequently, or haven't you made a change to how often you adjust these procedures?

1. More frequently
2. Less frequently
3. Haven't made a change
8. (Don't know)
9. (Refused)

VS-9a. Have you changed the way you seal duct leaks and/or replace door gaskets?

1. Yes
2. No
8. (Don't Know)
9. (Refuse)

[ASK IF VS-9a =1, else SKIP to VS-10a]

VS-9b. Did you make changes to your existing duct leak and door gasket procedures or are you using new procedures that you were not doing before the BOC program?

1. Improvements to existing procedures
2. New procedures
3. (Both)
8. (Don't know)
9. (Refused)

VS-9c. Are you adjusting your duct leak and door gasket procedures more frequently, less frequently, or haven't you made a change to how often you adjust these procedures?

1. More frequently
2. Less frequently
3. Haven't made a change
8. (Don't know)
9. (Refused)

VS-10a. Have you changed the way you clean fan wheels?

1. Yes
2. No
8. (Don't Know)
9. (Refuse)

[ASK IF VS-10a =1, else SKIP to VS-11a]

VS-10b. Did you make changes to your existing fan wheel cleaning procedures or are you using new procedures that you were not doing before the BOC program?

1. Improvements to existing procedures
2. New procedures
3. (Both)
8. (Don't know)
9. (Refused)

VS-10c. Are you adjusting your fan wheel cleaning procedures more frequently, less frequently, or haven't you made a change to how often you adjust these procedures?

1. More frequently
2. Less frequently
3. Haven't made a change
8. (Don't know)
9. (Refused)

VS-11a. Have you changed the way you specify energy-efficiency requirement for ventilation components?

1. Yes
2. No
8. (Don't Know)
9. (Refuse)

[ASK IF VS-11a =1, else SKIP to VS-12a]

VS-11b. Did you make changes to your existing energy efficiency requirement procedures or are you using new procedures that you were not doing before the BOC program?

1. Improvements to existing procedures
2. New procedures
3. (Both)
8. (Don't know)
9. (Refused)

VS-11c. Are you adjusting your energy efficiency requirement procedures more frequently, less frequently, or haven't you made a change to how often you adjust these procedures?

1. More frequently

2. Less frequently
3. Haven't made a change
8. (Don't know)
9. (Refused)

VS-12a. Have you made any other changes with regards to your ventilation system?

1. Yes
2. No
8. (Don't Know)
9. (Refuse)

[ASK IF VS-12a =1, else SKIP to VS-13]

VS-12b. What change did you make? [OPEN ENDED]

VS-12c. Did you make changes to your existing ventilation procedures or are you using new procedures that you were not doing before the BOC program?

1. Improvements to existing procedures
2. New procedures
3. (Both)
8. (Don't know)
9. (Refused)

VS-12d. Are you adjusting your ventilation procedures more frequently, less frequently, or haven't you made a change to how often you adjust these procedures?

1. More frequently
2. Less frequently
3. Haven't made a change
8. (Don't know)
9. (Refused)

VS-13. What is the total horsepower of the serviced fans?

[NUMERIC OPEN END, UP TO 99,999; DK, Ref]

VS-14. What is the total affected area (sqft) of the serviced fans?

[NUMERIC OPEN END, UP TO 99,999; DK, Ref]

VS-15. On a scale from 0 to 10 where 0 is "not at all" and 10 is "very much", how much did the training influence your decision to change your maintenance practices on the ventilation system?

0	1	2	3	4	5	6	7	8	9	10	DK	Ref
Not at all												Very much

VS-16. When thinking about all these ventilation maintenance changes that you have made since participating in the BOC training in the buildings you are responsible for, would you say that the changes generally affect:

1. All of the square footage you are responsible for
2. About 75%
3. About half
4. About one-quarter
8. Don't know
9. Refused

### Maintenance Spillover

ALLM-1. Thinking about all of the O&M changes that you made to enhance energy efficiency since participating in the BOC training, did you do anything that led to the implementation of similar measures in **any facilities you are not directly responsible for**, for example, by discussing what you had done with your colleagues?

1. Yes
2. No
8. Don't know
9. Refused

Skip to LC-1 if 2, 3, or 4.

ALLM-2. Would you say that the savings impact from those measures in the other building or buildings was

1. Significantly greater than in your facility
2. Greater than in your facility
3. About the same as in your facility
4. Less than in your facility
5. Much less than in your facility
8. Don't know
9. Refused

If 4 or 5, skip to LC-1.

ALLM-3 Would you mind if I pass your information on to a colleague of mine with more experience in this area so they can speak to you about this?

1. Yes
2. No
8. Don't know
9. Refused

## 5.2 Equipment Upgrade

That concludes the questions relating to maintenance. Now, I'm going to run through a list of possible equipment upgrade or installation projects to improve the energy efficiency of your facility.

### Lighting Controls

LC-1. WITHIN 2 YEARS BEFORE the training: Had you installed any lighting controls?

1. (Yes)
2. (No)
8. (Don't know)
9. (Refused)

LC-2. How about SINCE you began the training?

1. (Yes)
2. (No)
8. (Don't know)
9. (Refused)

[ASK IF LC-2=Y ELSE SKIP TO EL-1]

LC-3. You mentioned that you installed lighting controls after taking the BOC training. On a scale from 0 to 10 where 0 is "not at all" and 10 is "very much", how much did the training influence your decision to install lighting controls?

0	1	2	3	4	5	6	7	8	9	10	DK	Ref
								Very much				
Not at all												

LC-4. How soon after completing the course did you install lighting controls?

1. Within a year
2. One to two years later
3. Two to three years later
00. (Other, specify)
88. Don't know
99. Refused

LC-5. What is the square footage of the area that new lighting controls were installed in?

[NUMERIC OPEN END, UP TO 9,999,999; DK, Ref]

LC-6. Please describe the types of your new lighting controls (**DO NOT READ LIST**) [Mark all that apply].

1. (Motion sensors)
2. (Timers)
3. (Dimmers)
4. (Night lighting)
00. (Other, specify) [record response]
88. Don't know
99. Refused

LC-7. Did you receive a rebate from DCEO or your utility for the installation of new lighting controls?

1. (Yes)
2. (No)
8. (Don't know)
9. (Refused)

[ASK IF LC-7=1, else SKIP TO LC-9]

LC-8. Do you recall the approximate amount of the rebate/incentive you received from DCEO or the utility?

[DOLLAR OPEN END UP TO \$99,999]

999998 DK

999999 Ref

LC-9. What are the estimated energy savings per month from installing lighting controls, in terms of Kilowatt hours per month?

[NUMERIC OPEN END UP TO 999,999]

999998 DK

999999 Ref

[ASK IF LC9=DK]

LC-10. Could you estimate energy savings per month using another measure?

1. Yes, specify [OPEN END]
2. No
8. Don't know
9. (Refused)

### Efficient Lighting

EL-1. WITHIN 2 YEARS BEFORE the training: Had you installed efficient lighting?

1. (Yes)
2. (No)
8. (Don't know)
9. (Refused)

EL-2. How about SINCE you began the training?

1. (Yes)
2. (No)
8. (Don't know)
9. (Refused)

[ASK IF EL-2=Y, ELSE SKIP TO EMS-1]

EL-3. You mentioned that you installed energy efficient lighting after taking the BOC training. On a scale from 0 to 10 where 0 is "not at all" and 10 is "very much", how much did the training influence your decision to install efficient lighting?

0    1    2    3    4    5    6    7    8    9    10    DK    Ref

Not at all

Very much

EL-4. How soon after completing the course did you install energy efficient lighting?

1. Within a year
2. One to two years later
3. Two to three years later
00. (Other, specify)
88. Don't know
99. Refused

EL-5. What is the square footage of the area that new efficient lighting was installed in? [NUMERIC OPEN END, UP TO 9,999,999; DK, Ref]

EL-6a. What type of lighting did you remove?

1. (Fluorescent T12)
2. (Fluorescent T8)
3. (Fluorescent T5)
4. (Incandescent)
6. (CFL)
7. (High-Intensity Discharge (HID))
8. (Pulse start metal halide)
9. (LED)
00. (Other, specify) [record response]
88. Don't know
99. Refused

EL-6b. What type of lighting did you install?

1. (Fluorescent T12)
2. (Fluorescent T8)
3. (Fluorescent T5)
4. (Incandescent)
6. (CFL)
7. (High-Intensity Discharge (HID) replacement)
8. (Pulse start metal halide)
9. (LED)
96. (None/delamping measure)
00. (Other, specify) [record response]
88. Don't know
99. Refused

EL-7. Did you receive a rebate from DCEO or your utility for the installation of new efficient lighting?

1. (Yes)
2. (No)
8. (Don't know)

9. (Refused)

[ASK EL-7 =1, else SKIP to EL-9]

EL-8. Do you recall the approximate amount of the rebate/incentive you received from DCEO or the utility?

[DOLLAR OPEN END UP TO \$99,999]

999998 DK

999999 Ref

EL-9. What are the estimated energy savings per month from installing energy efficient lighting, in terms of Kilowatt hours per month? [Record units, NUMERIC OPEN END UP TO 999,999]

999998 DK

999999 Ref

[ASK IF EL-9=DK]

EL-10. Could you estimate energy savings per month using another measure?

1. Yes, specify [OPEN END]

2. No

8. Don't know

9. (Refused)

## EMS

EMS-1. WITHIN 2 YEARS BEFORE the training: Had you installed a new or expanded an existing Energy Management System?

1. (Yes)

2. (No)

8. (Don't know)

9. (Refused)

EMS-2. How about SINCE you began the training?

1. (Yes)

2. (No)

8. (Don't know)

9. (Refused)

[ASK IF EMS-2=Y, ELSE SKIP TO M-1]

EMS-3. You mentioned that you installed or upgraded an Energy Management System after taking the BOC training. On a scale from 0 to 10 where 0 is "not at all" and 10 is "very much", how much did the training influence your decision to install or upgrade your Energy Management System?

0	1	2	3	4	5	6	7	8	9	10	DK	Ref
Not at all												
											Very much	

EMS-4. How soon after completing the course did you install an EMS?

1. Within a year

2. One to two years later

- 3. Two to three years later
- 00. (Other, specify)
- 88. Don't know
- 99. Refused

EMS-5. What is the square footage of the area that the Energy Management System controls?  
[NUMERIC OPEN END, UP TO 9,999,999; DK, Ref]

EMS-6. Please describe the function(s) of your new Energy Management System. **(DO NOT READ LIST)** [Mark all that apply].

- 1. (On and off schedule)
- 2. (Does everything)
- 3. (Cooling plant optimization)
- 4. Cooling distribution optimization
- 5. Outdoor air ventilation (economizer)
- 6. Outdoor air ventilation (demand controlled ventilation w/ CO<sub>2</sub> sensor)
- 7. Air distribution optimization
- 8. Heating plant and distribution optimization
- 00. (Other, specify) [record response]
- 88. Don't know
- 99. Refused

EMS-7. Did you receive a rebate from DCEO or your utility for the installation of the energy management system?

- 1. (Yes)
- 2. (No)
- 8. (Don't know)
- 9. (Refused)

[ASK IF EMS-7=1, ELSE SKIP TO EMS-9]

EMS-8. Do you recall the approximate amount of the rebate/incentive you received from DCEO or the utility?

[DOLLAR OPEN END UP TO \$99,999]

999998 DK

999999 Ref

EMS-9. What are the estimated electric energy savings per month from installing or upgrading the Energy Management System, in terms of Kilowatt hours per month?

[Record units, NUMERIC OPEN END UP TO 999,999]

999998 DK

999999 Ref

[IF EMS-9=DK]

EMS-10. Could you estimate electric energy savings per month using another unit?

- 1. Yes, specify [OPEN END]

- 2. No
- 8. Don't know
- 9. (Refused)

EMS-10a. Can you estimate *additional* energy savings per month (such as therms of natural gas or millions of BTUs?

- 1. Yes, specify [OPEN END]
- 2. No
- 8. (Don't Know)
- 9. (Refused)

### Motors

M-1. WITHIN 2 YEARS BEFORE the training: Had you installed new premium efficiency motors?

- 1. (Yes)
- 2. (No)
- 8. (Don't know)
- 9. (Refused)

M-2. How about SINCE you began the training?

- 1. (Yes)
- 2. (No)
- 8. (Don't know)
- 9. (Refused)

[ASK IF M-2=Y, ELSE SKIP TO VSD-1]

M-3. You mentioned that you installed new premium efficiency motors after starting the BOC training. On a scale from 0 to 10 where 0 is "not at all" and 10 is "very much", how much did the training influence your decision to install new motors?

0	1	2	3	4	5	6	7	8	9	10	DK	Ref
Not at all												
										Very much		

M-4. How soon after completing the course did you install new premium efficiency motors?

- 1. Within a year
- 2. One to two years later
- 3. Two to three years later
- 00. (Other, specify)
- 88. Don't know
- 99. Refused

M-5. How many new motors did you install? [NUMERIC OPEN END, UP TO 9,999; DK, Ref]

M-6. What is the TOTAL horsepower of ALL new motors? [NUMERIC OPEN END, UP TO 9,999; DK, Ref]

M-7. Did any of these new motors have VSDs?

1. (Yes)
2. (No)
8. (Don't know)
9. (Refused)

[SKIP IF M-7=2]

M-8. What was the total horsepower of the VSDs that were installed on the new motors? [NUMERIC OPEN END]

[Record units, NUMERIC OPEN END UP TO 999,999]  
 999998 DK  
 999999 Ref

M-9. Did you receive a rebate from DCEO or your utility to install the **new motors**?

1. (Yes)
2. (No)
8. (Don't know)
9. (Refused)

[ASK IF M-9 = 1, else SKIP TO M-11]

M-10. Do you recall the approximate amount of the rebate/incentive you received from DCEO or the utility?

[DOLLAR OPEN END UP TO \$99,999]  
 999998 DK  
 999999 Ref

M-11. Did you receive a rebate from DCEO or your utility to **install VSDs on these new motors**?

1. (Yes)
2. (No)
8. (Don't know)
9. (Refused)

[ASK IF M-11 = 1, else SKIP TO M-13]

M-12. Do you recall the approximate amount of the rebate/incentive you received from DCEO or the utility?

[DOLLAR OPEN END UP TO \$99,999]  
 999998 DK  
 999999 Ref

M-13. What are the estimated energy savings per month from installing new premium efficiency motors, in terms of Kilowatt hours per month?

[Record units, NUMERIC OPEN END UP TO 999,999]

999998 DK

999999 Ref

[IF M-13=DK]

M-14. Could you estimate energy savings per month using another unit?

1. Yes, specify [OPEN END]

2. No

8. Don't know

9. (Refused)

### Variable Speed Drives (VSDs)

VSD-1. WITHIN 2 YEARS BEFORE the training: Had you installed new VSDs on EXISTING motors?

1. (Yes)

2. (No)

8. (Don't know)

9. (Refused)

VSD-2. How about SINCE you began the training?

1. (Yes)

2. (No)

8. (Don't know)

9. (Refused)

[ASK IF VSD-2=Y, ELSE SKIP TO HSE-1]

VSD-3. You mentioned that you installed new VSDs on existing motors after starting the BOC training. On a scale from 0 to 10 where 0 is "not at all" and 10 is "very much", how much did the training influence your decision to install new VSDs?

0	1	2	3	4	5	6	7	8	9	10	DK	Ref
Not at all								Very much				

VSD-4. How soon after completing the course did you install the new VSDs?

1. Within a year

2. One to two years later

3. Two to three years later

00. (Other, specify)

88. Don't know

99. Refused

VSD-5. How many VSDs did you install on existing motors?

[NUMERIC OPEN END, UP TO 100; DK, Ref]

VSD-6. What is the TOTAL horsepower of existing motors controlled by the new VSDs?

[NUMERIC OPEN END, UP TO 99,999; DK, Ref]

VSD-7. Did you receive a rebate from DCEO or your utility to install new VSDs?

1. (Yes)
2. (No)
8. (Don't know)
9. (Refused)

[ASK IF VSD-7 = 1, else SKIP TO VSD-9]

VSD-8. Do you recall the approximate amount of the rebate/incentive you received from DCEO or the utility?

[DOLLAR OPEN END UP TO \$99,999]

999998 DK

999999 Ref

VSD-9. What are the estimated energy savings per month from installing new VSDs on existing motors, in terms of Kilowatt hours per month?

[NUMERIC OPEN END UP TO 999,999]

999998 DK

999999 Ref

[IF VSD-9=DK]

VSD-10. Could you estimate energy savings per month using another unit?

1. Yes, specify [OPEN END]
2. No
8. Don't know
9. Refuse

### Heating System Efficiency Improvements

HSE-1. WITHIN 2 YEARS BEFORE the training: Had you made any heating efficiency improvements?

1. (Yes)
2. (No)
8. (Don't know)
9. (Refused)

HSE-2. How about SINCE you began the training?

1. (Yes)
2. (No)
8. (Don't know)
9. (Refused)

[ASK IF HSE-2=Y, ELSE SKIP TO ACE-1]

HSE-3. You mentioned that you installed heating system efficiency improvements after starting the BOC training. On a scale from 0 to 10 where 0 is “not at all” and 10 is “very much”, how much did the training influence your decision to install the heating system efficiency improvements?

0	1	2	3	4	5	6	7	8	9	10	DK	Ref	
Not at all								Very much					

HSE-4. How soon after completing the course did you install heating system efficiency improvements?

1. Within a year
2. One to two years later
3. Two to three years later
00. (Other, specify)
88. Don't know
99. Refused

HSE-5. What is the size of the area, in square feet, served by upgraded Heating Equipment? [NUMERIC OPEN END, up to 9,999,999; DK; Ref]

HSE-6. Please describe the heating system project in general (DO NOT READ LIST) [Mark all that apply]

1. New high efficiency boiler
2. New high-efficiency low turn-down burner
3. Oxygen (O2) trim control
4. Heat recovery
5. New Heating coils
00. Other (specify) [record response]
88. Don't Know
99. Refused

HSE-7. What heating system efficiency improvements did you implement after the training?  
[OPEN END; DK, Ref]

HSE-8. Did you receive a rebate from DCEO or your utility to undertake any of these actions?

1. (Yes)
2. (No)
8. (DK)
9. (Refused)

[ASK IF HSE-8 = 1, else SKIP TO HSE-10]

HSE-9. Do you recall the approximate amount of the rebate/incentive you received from DCEO or the utility?

[DOLLAR OPEN END UP TO \$99,999]

999998 DK

999999 Ref

HSE-10. What are the estimated electric energy savings per month from the heating system improvements, in terms of Kilowatt hours per month?

[Record units, NUMERIC OPEN END UP TO 999,999]

999998 DK

999999 Ref

[IF HSE-10=DK]

HSE-11. Could you estimate electric energy savings per month using another unit?

1. Yes, specify [OPEN END]

2. No

8. Don't know

9. (Refused)

HSE-12. Can you estimate *additional* energy savings per month (such as therms of natural gas or millions of BTUs)?

1. Yes, specify [OPEN END]

2. No

8. (Don't Know)

9. (Refused)

### A/C Efficiency Improvements

ACE-1. WITHIN 2 YEARS BEFORE the training: Had you made any A/C efficiency improvements?

1. (Yes)

2. (No)

8. (Don't know)

9. (Refused)

ACE-2. How about SINCE you began the training?

1. (Yes)

2. (No)

8. (Don't know)

9. (Refused)

[ASK IF ACE-2=Y, ELSE SKIP TO WHE-1]

ACE-3. You mentioned that you installed A/C efficiency improvements after starting the BOC training. On a scale from 0 to 10 where 0 is "not at all" and 10 is "very much", how much did the training influence your decision to install the A/C system efficiency improvements?

0	1	2	3	4	5	6	7	8	9	10	DK	Ref
Not at all										Very much		

ACE-4. How soon after completing the course did you install A/C efficiency improvements?

1. Within a year

2. One to two years later

3. Two to three years later

- 00. (Other, specify)
- 88. Don't know
- 99. Refused

ACE-5. What is the size of the area, in square feet, served by upgraded Cooling Equipment? [NUMERIC OPEN END, up to 9,999,999; DK; Ref]

ACE-6. Please describe the Air-conditioning system project in general **(DO NOT READ LIST)** [Mark all that apply]

- 1. New high-efficiency chiller(s)
- 2. New cooling towers
- 3. New terminal units
- 4. New Packaged (rooftop) units
- 5. New Cooling coils
- 00. Other (specify) [record response]
- 88. Don't Know
- 99. Refused

ACE-7. What A/C efficiency improvements did you implement after the training?  
[OPEN END; DK, Ref]

ACE-8. Did you receive a rebate from DCEO or your utility to undertake any of these actions?

- 1. (Yes)
- 2. (No)
- 8. (DK)
- 9. (Refused)

[ASK IF ACE-8 =1, else SKIP TO ACE-10]

ACE-9. Do you recall the approximate amount of the rebate/incentive you received from DCEO or the utility?

[DOLLAR OPEN END UP TO \$99,999]  
999998 DK  
999999 Ref

ACE-10. What are the estimated electric energy savings per month from the A/C efficiency improvements for air conditioning, in terms of Kilowatt hours per month?

[Record units, NUMERIC OPEN END UP TO 999,999;]  
999998 DK  
999999 Ref

[IF ACE-10=DK]

ACE-11. Could you estimate electric energy savings per month using another unit?

- 1. Yes, specify [OPEN END]
- 2. No
- 8. Don't know

9. (Refused)

ACE-12. Can you estimate *additional* energy savings per month (such as therms of natural gas or millions of BTUs)?

1. Yes, specify [OPEN END]
2. No
8. (Don't Know)
9. (Refused)

### Water Heating Efficiency Improvements

WHE-1. WITHIN 2 YEARS BEFORE the training: Had you made any water heating efficiency improvements?

1. (Yes)
2. (No)
8. (Don't know)
9. (Refused)

WHE-2. How about SINCE you began the training?

1. (Yes)
2. (No)
8. (Don't know)
9. (Refused)

[ASK IF WHE-2=Y, ELSE SKIP TO EAH-1]

WHE-3. You mentioned that you made efforts to improve water heating efficiency after starting the BOC training. On a scale from 0 to 10 where 0 is "not at all" and 10 is "very much", how much did the training influence your decision to improve water heating efficiency?

0	1	2	3	4	5	6	7	8	9	10	DK	Ref
Not at all								Very much				

WHE-4. How soon after completing the course did you improve water heating efficiency?

1. Within a year
2. One to two years later
3. Two to three years later
00. (Other, specify)
88. Don't know
99. Refused

WHE-5. What specific actions did you take to improve water heating efficiency? **(DO NOT READ LIST)**

[Mark all that apply, OPEN END, 98=DK, 99=Ref]

1. Insulate pipes

2. Install timeclock to turn off circulation pump after hours
3. Heat recovery
4. New High Efficiency Equipment
00. Other (specify) [record response]
88. Don't know
99. Refused

WHE-6. Did you receive a rebate from DCEO or your utility to undertake any of these actions?

1. (Yes)
2. (No)
8. (DK)
9. (Refused)

[ASK IF WHE-6 =1, else SKIP TO WHE-8]

WHE-7. Do you recall the approximate amount of the rebate/incentive you received from DCEO or the utility?

[DOLLAR OPEN END UP TO \$99,999]

999998 DK

999999 Ref

WHE-8. What are the estimated electric energy savings per month from water heating efficiency improvement, in terms of Kilowatt hours per month?

[NUMERIC OPEN END UP TO 999,999]

999998 DK

999999 Ref

[IF WHE-8=DK]

WHE-9. Could you estimate electric energy savings per month using another unit?

1. Yes, specify [OPEN END]
2. No
8. Don't know
9. (Refused)

WHE-10. Can you estimate *additional* energy savings per month (such as therms of natural gas or millions of BTUs?

1. Yes, specify [OPEN END]
2. No
8. (Don't Know)
9. (Refused)

### **Economizer on an Air Handler**

EAH-1. WITHIN 2 YEARS BEFORE the training: Had you installed or retrofit an economizer on an air handler?



1. (Yes)
2. (No)
8. (Don't know)
9. (Refused)

EAH-2. How about SINCE you began the training?

1. (Yes)
2. (No)
8. (Don't know)
9. (Refused)

[ASK IF EAH-2=Y ELSE SKIP TO OE-1]

EAH-3. You mentioned that you installed or retrofitted economizer on an air handler after starting BOC training. On a scale from 0 to 10 where 0 is “not at all” and 10 is “very much”, how much did the training influence your decision to install or retrofit an economizer on the air handler?

0	1	2	3	4	5	6	7	8	9	10	DK	Ref	
Not at all								Very much					

EAH-4. How soon after completing the course did you install or retrofit the economizer?

1. Within a year
2. One to two years later
3. Two to three years later
00. (Other, specify)
88. Don't know
99. Refused

EAH-5. What is the size of the area, in square feet, served by upgraded Economizer Equipment?

[**NUMERIC OPEN END**, up to 9,999,999; DK; Ref]

EAH-6. Did you receive a rebate from DCEO or your utility to undertake this action?

1. (Yes)
2. (No)
8. (DK)
9. (Refused)

[ASK IF EAH-6=1, else SKIP to EAH-8]

EAH-7. Do you recall the approximate amount of the rebate/incentive you received from DCEO or the utility?

[DOLLAR OPEN END UP TO \$99,999]

999998 DK

999999 Ref

EAH-8. What are the estimated electric energy savings per month from installing or retrofitting the economizer on the air handler, in terms of Kilowatt hours per month?

[NUMERIC OPEN END UP TO 999,999]

999998 DK

999999 Ref

[IF EAH-8=DK]

EAH-9. Could you estimate electric energy savings per month using another unit?

1. Yes, specify [OPEN END]

2. No

8. Don't know

9. (Refused)

EAH-10. Can you estimate *additional* energy savings per month (such as therms of natural gas or millions of BTUs)?

1. Yes, specify [OPEN END]

2. No

8. (Don't Know)

9. (Refused)

### Other Efforts

OE-1. WITHIN 2 YEARS BEFORE the training: Had you completed any other actions to improve your facility's energy efficiency?

1. (Yes)

2. (No)

8. (Don't know)

9. (Refused)

OE-2. How about SINCE you began the training?

1. (Yes)

2. (No)

8. (Don't know)

9. (Refused)

[ASK IF OE-2=Y, ELSE SKIP TO SU-1a]

OE-3. You mentioned that you completed other energy efficiency actions after starting the BOC training. What are these other actions that you completed? [OPEN END **PROBE.**]

OE-4. On a scale from 0 to 10 where 0 is "not at all" and 10 is "very much", how much did the training influence your decision to take those actions?

0	1	2	3	4	5	6	7	8	9	10	DK	Ref
Not at all								Very much				

OE-5. Did you receive a rebate from DCEO or your utility to undertake any of these actions?

1. (Yes)

- 2. (No)
- 8. (DK)
- 9. (Refused)

[ASK IF OE-5 = 1 else SKIP TO OE-7]

OE-6. Do you recall the approximate amount of the rebate/incentive you received from DCEO or the utility?

[DOLLAR OPEN END UP TO \$99,999]

999998 DK

999999 Ref

OE-7. What are the estimated electric energy savings per month from these efforts in terms of Kilowatt hours per month?

[NUMERIC OPEN END UP TO 999,999; DK, Ref]

999998 DK

999999 Ref

[IF OE-7=DK]

OE-8. Could you estimate electric energy savings per month using another unit?

- 1. Yes, specify [OPEN END]
- 2. No
- 8. Don't know
- 9. (Refused)

OE-9. Can you estimate *additional* energy savings per month (such as therms of natural gas or millions of BTUs)?

- 1. Yes, specify [OPEN END]
- 2. No
- 8. (Don't Know)
- 9. (Refused)

### Summary and Equipment Spillover

Ask if ONE OR MORE "Y" or "1" ANSWERS in (LC-2, EL-2, EMS-2, M-2, VSD-2, HSE-2, ACE-2, WHE-2, EAH-2, OE-2), ELSE SKIP TO SU-2.

SU-1a. Thinking about all of the equipment changes that you made to enhance energy efficiency since participating in the BOC training, did you do anything that led to the implementation of similar measures in **any facilities you are not directly responsible for**, for example, by discussing what you had done with your colleagues?

- 1. Yes
- 2. No
- 8. Don't know
- 9. Refused

[Skip to SU-2 if 2,8, or 9.]

SU-1b Would you say that the savings impact from those measures in the other building or buildings was:

1. Significantly greater than in your facility
2. Greater than in your facility
3. About the same as in your facility
4. Less than in your facility
5. Much less than in your facility
8. Don't know
9. Refused

If 4 or 5, skip to SU-2.

Su-1c Would you mind if I pass your information on to a colleague of mine with more experience in this area so they can speak to you about this? It would only require about 5 minutes of your time.

1. Yes
2. No
8. Don't know
9. Refused

SU-2. On a scale of 0-10, where 0 is "not knowledgeable at all" and 10 is "very knowledgeable", how would you rate your knowledge of energy efficient building operations after you completed the BOC courses?

0	1	2	3	4	5	6	7	8	9	10	DK	Ref
											Very knowledgeable	

Not knowledgeable at all

SU-3. On a scale of 0-10, where 0 is "not influential at all", and 10 is "very influential", how much did the BOC training influence your overall knowledge of energy efficient building operations?

0	1	2	3	4	5	6	7	8	9	10	DK	Ref
											Very influential	

Not influential at all

## 6 ADDITIONAL IMPACTS

Now I would like to ask you some questions about the BOC training more generally.

I'd like to know if the BOC training has helped you to achieve any of the following objectives that I will specify. For example, this could mean that you learned a new skill or technique, or the BOC course provided you with a specific idea that you had not previously considered, or the certification helped you to convince colleagues to invest in an energy efficiency measure.

Have you... [ASK YES=1, NO=2, DK=8, Ref=9 FOR EACH ODD numbered question. Scale of 0-10 with 0 not at all influential and 10 being very influential for EVEN numbered questions]

AI-1. Tracked energy use systematically over time

AI-2. [ASK if AI-1 = 1] On a scale from 0 to 10, (With 0 meaning not at all influential and 10 meaning very influential?) how influential was the BOC to your achieving this outcome?

AI-3. Set energy savings goals

AI-4. [ASK if AI-3 = 1] On a scale from 0 to 10, how influential was the BOC to your achieving this outcome?

AI-5. Achieved energy savings goals

AI-6. [ASK if AI-5 = 1] On a scale from 0 to 10, how influential was the BOC to your achieving this outcome?

AI-7. Saved electric energy or reduced peak electricity demand at your facility.

AI-8. [ASK if AI-7 = 1] On a scale from 0 to 10, how influential was the BOC to your achieving this outcome?

AI-9. Saved your facility money otherwise spent on energy.

AI-10. [ASK if AI-9 = 1] On a scale from 0 to 10, how influential was the BOC to your achieving this outcome?

AI-11. Enhanced the comfort of your facility's occupants.

AI-12. [ASK if AI-11 = 1] On a scale from 0 to 10, how influential was the BOC to your achieving this outcome?

AI-13. Made any changes that have improved the Indoor Air Quality of your facility.

AI-14. [ASK if AI-13 = 1] On a scale from 0 to 10, how influential was the BOC to your achieving this outcome?

AI-15. Developed an energy budget for your facility

AI-16. [ASK if AI-15 = 1] On a scale from 0 to 10, how influential was the BOC to your achieving this outcome?

[ASK AI-17 through A-20 IF any AI-odd numbered questions = 1, else SKIP TO AI-21]

AI-17. Approximately how much did you save from all of the energy savings actions that you implemented **as a percentage of your annual electricity costs?** (DO NOT READ LIST)

1. (None)
2. (5% or less)
3. (6%-10%)
4. (11-25%)
5. (Over 25%)
8. (Don't Know)
9. (Refuse)

AI-18. Approximately, how much did you save from all of the energy savings actions that you implemented **as a percentage of your annual natural gas costs?** (DO NOT READ LIST)

1. (None)
2. (5% or less)
3. (6%-10%)
4. (11-25%)
5. (Over 25%)
8. (Don't Know)
9. (Refuse)

AI-19. Approximately, how much money on average did you save on your electricity bill per month? (DO NOT READ LIST)

1. (Less than \$500)
2. (\$500- \$1,000)
3. (\$1,000-4,999)
4. (\$5,000-9,999)
5. (\$10,000-19,999)
6. (Over \$20,000)
8. (Don't Know)
9. (Refuse)

AI-20. Approximately, how much money on average did you save on your gas bill per month? (DO NOT READ LIST)

1. (Less than \$500)
2. (\$500- \$1,000)
3. (\$1,000-4,999)
4. (\$5,000-9,999)
5. (\$10,000-19,999)
6. (Over \$20,000)
8. (Don't Know)
9. (Refuse)

AI-21. Aside from the utility rebates that I asked about earlier, were there any other sources of funding that motivated your pursuit of energy efficient building operations measures, such as funding from the American Recovery and Reinvestment Act, grant funding, or other sources?

1. (Yes)
2. (No)
8. (DK)
9. (Refused)

[ASK IF AI-21 = 1, else to AI-22]

AI-21a. What were the other sources of funding? [Open End]

AI-21b. How were these additional funding sources influential? [Open End]

AI-22. Did you learn about the energy saving measures that this survey covered from any other source or training besides the BOC program?

1. (Yes)
2. (No)
8. (DK)
9. (Refused)

[ASK if AI-22 = 1, ELSE SKIP TO AI-23]

AI-22a. Which of the following describes the alternative source from which you learned about similar energy efficiency measures as were covered in the BOC training? (Mark all that apply)

1. Similar training course not associated with workplace.
2. In-house training.
3. Word of mouth from colleagues.
4. Publications.
5. Other
8. (DK)
9. (Refused)

[ASK IF AI-22a = 1, else SKIP to AI-22c]

AI-22b. What was the name of the course sponsor? [Open End]

AI-22c. How was the additional information influential? [Open End]

AI-23. Since completing the BOC training program has your job title changed?

1. (Yes)
2. (No)
8. (DK)
9. (Refused)

AI-24. Since completing the BOC training program is your compensation different than what it otherwise would have been?

1. (Yes)

- 2. (No)
- 8. (DK)
- 9. (Refused)

AI-25. Since completing the BOC training program have your job responsibilities changed or increased?

- 1. (Yes)
- 2. (No)
- 8. (DK)
- 9. (Refused)

[ASK IF ANY AI23-AI25=1 ELSE SKIP TO O1]

AI-27. On a scale from 0 to 10 where 0 is "not at all" and 10 is "very much", do you think your completion of the BOC training program helped bring about these changes?

0	1	2	3	4	5	6	7	8	9	10	DK	Ref
Not at all										Very much		

## 6.1 Other

O-1. Have you recommended the BOC training program to colleagues?

- 1. (Yes)
- 2. (No)
- 8. (DK)
- 9. (Refused)

[ASK O-2 IF [LEVEL FROM SAMPLE]=1]

O-2. Do you plan to enroll in the BOC Level 2 program?

- 1. (Yes I plan to)
- 2. (Yes, already signed up)
- 3. (Maybe)
- 4. (No)
- 8. (DK)
- 9. (Refused)

## 7 BARRIERS

B-1. What do you think are the best ways to recruit building operators to participate in the BOC training? **(DO NOT READ LIST)** [MULTIPLE RESPONSE, UP TO 3]

1. (Educate management about the program)
2. (Advertise in industry journals)
3. (Provide financial support for attendance)
4. (More advertising)
5. (Word of mouth/referrals)
6. (Distribute materials at supply stores)
7. (Certification: offer or require)
00. (Other, specify)
88. (DK)
99. (Refused)

B-2. What do you think are the barriers to getting building operators to participate in the BOC training? **(DO NOT READ LIST)** [MULTIPLE RESPONSE, UP TO 3]

1. (Cost)
2. (Time)
3. (Not aware of it)
4. (Getting authorization/approval)
5. (Not enough time)
6. (Supervisor support)
7. (Staffing restrictions)
96. (None)
00. (Other, specify)
88. (DK)
99. (Refused)

**Read If B-2=2. Else skip to B-4**

B-3. You indicated that time is a barrier to getting operators to participate in the BOC training, what course format do you think could BEST reduce or eliminate this barrier? Would it be better to **[Read List]**:

1. Condense the schedule to one day every week
2. Provide on-line/Webinar training
3. Split the courses into 14 to 16 half day sessions, possibly at night
4. Provide an intensive 8 days of training Monday through Monday including the weekend.
00. Other, (specify)
88. (Don't know)
99. (Refused)

B-4. What kinds of barriers have prohibited you from implementing Operations & Maintenance improvements to your facility? **(DO NOT READ LIST)** [MULTIPLE RESPONSE, UP TO 3]

- 1. (Money)
- 2. (Time)
- 3. (Lack of support from management)
- 4. (No appropriate situations)
- 96. (No barriers)
- 00. (Other, specify)
- 88. (DK)
- 99. (Refused)

## 8 DEMOGRAPHICS

I just have a few questions for you regarding your facility.

D-1. What is your current job title? **(DO NOT READ LIST)**

1. (Operations/Facilities operations manager)
2. (Maintenance manager)
3. (HVAC supervisor or technician)
4. (Engineering manager)
5. (Facilities manager)
6. Engineer)
7. (Maintenance manager)
8. (General contractor)
9. (Building management specialist)
10. (Other engineering position)
11. (Other manager, team leader, supervisor)
00. (Other, specify [OPEN END])
88. (Don't Know)
99. (Refuse)

D-2. How many years have you worked in this role?

[NUMERIC OPEN END, UP TO 50 YEARS; 88=DK, 99=Ref]

D-3. How many hours per week is your site open for business? [NUMERIC OPEN END, UP TO 168; DK, Ref]

D-4. What is your site's estimated total annual energy cost (electricity and natural gas) (Cost per year in dollars)? [NUMERIC OPEN END, UP TO 999,999; DK, Ref]

D-5. What is your site's estimated total electricity cost (Cost per year in dollars)? [NUMERIC OPEN END, UP TO 999,999; DK, Ref]

D-6. What is your site's estimated total natural gas cost (Cost per year in dollars)? [NUMERIC OPEN END, UP TO 999,999; DK, Ref]

## 9 CLOSE

C-1. In the event that we have anything we'd like to clarify, do you mind if we call or email you for a quick follow-up?

1. Call
2. Email
3. Either
4. Prefer not to be contacted
5. Other

[ASK IF C-1=1,3]

C-1a. What is the best number to reach you at?

[ASK IF C-1=2,3]

C-1b. What is your email address?

C-2. Do you have any questions or anything that you would like to offer regarding this survey or the BOC certification training? [OPEN END]

*Those are all the questions I have for you.  
Thank you for your time and participation in this survey.*