



# 2027–2029 CRGA Optional Revision to Approved Energy Efficiency Plan



**Large Group SAG Meeting**

March 17, 2026

PEOPLES GAS®  
ENERGY EFFICIENCY PROGRAM

NORTH SHORE GAS®  
ENERGY EFFICIENCY PROGRAM



# Introductions



**Jean Gibson**

Manager

Energy Efficiency Portfolio  
Peoples Gas and North Shore Gas



**Christina Frank**

Director

Energy Efficiency and C&I Customer Strategy  
Peoples Gas and North Shore Gas



**Jarred Nordhus**

Principal

Customer Program Manager  
Peoples Gas and North Shore Gas



**Zachary Froio**

Senior Manager

Program Planning & Design  
ICF



# Agenda

**01**

**Introduction**

**02**

**CRGA Revision:  
Portfolio Summary**

**03**

**CRGA Revision:  
Program Summary**

**04**

**CRGA Opportunity:  
Balancing Portfolio for Customer and  
Environmental Impacts**

**05**

**CRGA Revision: Program Details**  
Income Eligible and Market Rate Residential

**06**

**Next Steps and Q&A**

**07**

**Appendix**  
CRGA Revision: Program Details  
Business and Public Sector



# Energy Efficiency: *Clean and Reliable Grid Affordability Act* (CRGA) — A New Opportunity

# CRGA Revision: Portfolio Summary

Optional Growth in 2027–2029



# Approved Plan 5: 2026

Peoples Gas Energy Efficiency Program		2026
1	Approved Plan 5 Budget	\$34,484,681
2	CRGA Optional Budget Increase	N/A
3	<b>CRGA Optional Revised Budget</b>	<b>N/A</b>
4	Budget % of Revenue	2.0%
5	<b>Approved Plan 5 Therm Savings</b>	<b>7,793,316</b>
6	CRGA Optional Therm Savings Increase	N/A
7	<b>CRGA Optional Revised Therm Savings</b>	<b>N/A</b>

North Shore Gas Energy Efficiency Program		2026
8	Approved Plan 5 Budget	\$5,021,136
9	CRGA Optional Budget Increase	N/A
10	<b>CRGA Optional Revised Budget</b>	<b>N/A</b>
11	Budget % of Revenue	2.0%
12	<b>Approved Plan 5 Therm Savings</b>	<b>1,593,386</b>
13	CRGA Optional Therm Savings Increase	N/A
14	<b>CRGA Optional Revised Therm Savings</b>	<b>N/A</b>



# Approved vs CRGA Revision (by year)

Peoples Gas Energy Efficiency Program		2026
1	Approved Plan 5 Budget	\$34,484,681
2	CRGA Optional Budget Increase	N/A
3	<b>CRGA Optional Revised Budget</b>	<b>N/A</b>
4	Budget % of Revenue	2.0%
5	<b>Approved Plan 5 Therm Savings</b>	<b>7,793,316</b>
6	CRGA Optional Therm Savings Increase	N/A
7	<b>CRGA Optional Revised Therm Savings</b>	<b>N/A</b>

2027	2028	2029
\$34,484,681	\$34,484,681	\$34,484,681
\$15,010,103	\$15,429,666	\$15,776,926
<b>\$49,494,784</b>	<b>\$49,914,347</b>	<b>\$50,261,607</b>
2.9%	2.9%	2.9%
<b>7,694,130</b>	<b>7,608,907</b>	<b>7,544,598</b>
5,479,134	5,556,325	5,573,675
<b>13,173,264</b>	<b>13,165,233</b>	<b>13,118,274</b>

North Shore Gas Energy Efficiency Program		2026
8	Approved Plan 5 Budget	\$5,021,136
9	CRGA Optional Budget Increase	N/A
10	<b>CRGA Optional Revised Budget</b>	<b>N/A</b>
11	Budget % of Revenue	2.0%
12	<b>Approved Plan 5 Therm Savings</b>	<b>1,593,386</b>
13	CRGA Optional Therm Savings Increase	N/A
14	<b>CRGA Optional Revised Therm Savings</b>	<b>N/A</b>

2027	2028	2029
\$5,021,136	\$5,021,136	\$5,021,136
\$1,482,115	\$1,499,475	\$1,619,548
<b>\$6,503,251</b>	<b>\$6,520,611</b>	<b>\$6,640,684</b>
2.6%	2.6%	2.6%
<b>1,584,289</b>	<b>1,576,862</b>	<b>1,482,778</b>
702,347	707,171	822,684
<b>2,286,636</b>	<b>2,284,032</b>	<b>2,305,462</b>



# Approved vs CRGA Revision (3 yr total)

Peoples Gas Energy Efficiency Program		2026	2027	2028	2029	3-Year Total (2027-2029)
1	Approved Plan 5 Budget	\$34,484,681	\$34,484,681	\$34,484,681	\$34,484,681	\$103,454,043
2	CRGA Optional Budget Increase	N/A	\$15,010,103	\$15,429,666	\$15,776,926	\$46,216,694
3	<b>CRGA Optional Revised Budget</b>	<b>N/A</b>	<b>\$49,494,784</b>	<b>\$49,914,347</b>	<b>\$50,261,607</b>	<b>\$149,670,737</b>
4	Budget % of Revenue	2.0%	2.9%	2.9%	2.9%	2.9%
5	<b>Approved Plan 5 Therm Savings</b>	<b>7,793,316</b>	<b>7,694,130</b>	<b>7,608,907</b>	<b>7,544,598</b>	<b>22,847,635</b>
6	CRGA Optional Therm Savings Increase	N/A	5,479,134	5,556,325	5,573,675	16,609,135
7	<b>CRGA Optional Revised Therm Savings</b>	<b>N/A</b>	<b>13,173,264</b>	<b>13,165,233</b>	<b>13,118,274</b>	<b>39,456,770</b>

North Shore Gas Energy Efficiency Program		2026	2027	2028	2029	3-Year Total (2027-2029)
8	Approved Plan 5 Budget	\$5,021,136	\$5,021,136	\$5,021,136	\$5,021,136	\$15,063,408
9	CRGA Optional Budget Increase	N/A	\$1,482,115	\$1,499,475	\$1,619,548	\$4,601,138
10	<b>CRGA Optional Revised Budget</b>	<b>N/A</b>	<b>\$6,503,251</b>	<b>\$6,520,611</b>	<b>\$6,640,684</b>	<b>\$19,664,546</b>
11	Budget % of Revenue	2.0%	2.6%	2.6%	2.6%	2.6%
12	<b>Approved Plan 5 Therm Savings</b>	<b>1,593,386</b>	<b>1,584,289</b>	<b>1,576,862</b>	<b>1,482,778</b>	<b>4,643,929</b>
13	CRGA Optional Therm Savings Increase	N/A	702,347	707,171	822,684	2,232,202
14	<b>CRGA Optional Revised Therm Savings</b>	<b>N/A</b>	<b>2,286,636</b>	<b>2,284,032</b>	<b>2,305,462</b>	<b>6,876,131</b>



# CRGA Key Changes

*“A natural gas utility may propose, as part of its submission of a multi-year plan, to increase the amount of energy efficiency implemented in any multi-year planning period above the level that can be achieved under the spending cap set forth in subsection (d) of this Section.” [220 ILCS 5/8-104 (e-20)]*

CRGA Key Changes
<b>Public Sector:</b> Spend at 30% of non-residential program spending (30% of Business Program)
<b>IQ Health &amp; Safety:</b> Maximum of 15% of IQ spend
<b>IQ Minimum Spend:</b> 25% of total budget for PGL & 15% of total budget for NSG
<b>IQ Whole-Building Weatherization Spend:</b> 80% of IQ spend
<b>Therm Savings Requirement</b> (Increase from Approved Plan)

Income Qualified (IQ) as defined in policy manual and legislation.

# CRGA Revision: Program Summary

Optional Growth in 2027–2029



# CRGA Revision Increase by Program

Peoples Gas Energy Efficiency Program	2027–2029 Average (\$)		
	Approved Plan 5	CRGA Plan Revision	Total Change
Income Eligible (IE)	\$14,446,343	<b>\$17,474,743</b>	<b>\$3,028,400</b>
Market Rate Residential	\$4,089,892	<b>\$6,094,636</b>	<b>\$2,004,744</b>
Business	\$5,365,776	<b>\$11,392,757</b>	<b>\$6,026,981</b>
Public Sector	\$2,873,956	<b>\$6,142,585</b>	<b>\$3,268,630</b>
Market Development Initiative	\$700,000	<b>\$870,000</b>	<b>\$170,000</b>

## Key Increases

- IE remains largest portion of budget
- Health & Safety (H&S)
- Market Rate weatherization
- Business & Public Sector to drive cost-effective savings

Income Eligible (IE) is a program supporting Income Qualified (IQ) customers as defined in policy manual and legislation.



# CRGA Revision Increase by Program

North Shore Gas Energy Efficiency Program	2027–2029 Average (\$)		
	Approved Plan 5	CRGA Plan Revision	Total Change
Income Eligible	\$696,112	<b>\$986,332</b>	<b>\$290,219</b>
Market Rate Residential	\$1,343,089	<b>\$1,449,318</b>	<b>\$106,229</b>
Business	\$1,156,214	<b>\$1,841,250</b>	<b>\$685,036</b>
Public Sector	\$506,015	<b>\$790,707</b>	<b>\$284,693</b>
Market Development Initiative	\$100,000	<b>\$130,000</b>	<b>\$30,000</b>

## Key Increases

- IE remains priority
- Health & Safety (H&S)
- Market Rate weatherization
- Business & Public Sector to drive cost-effective savings

Income Eligible (IE) is a program supporting Income Qualified (IQ) customers as defined in policy manual and legislation.

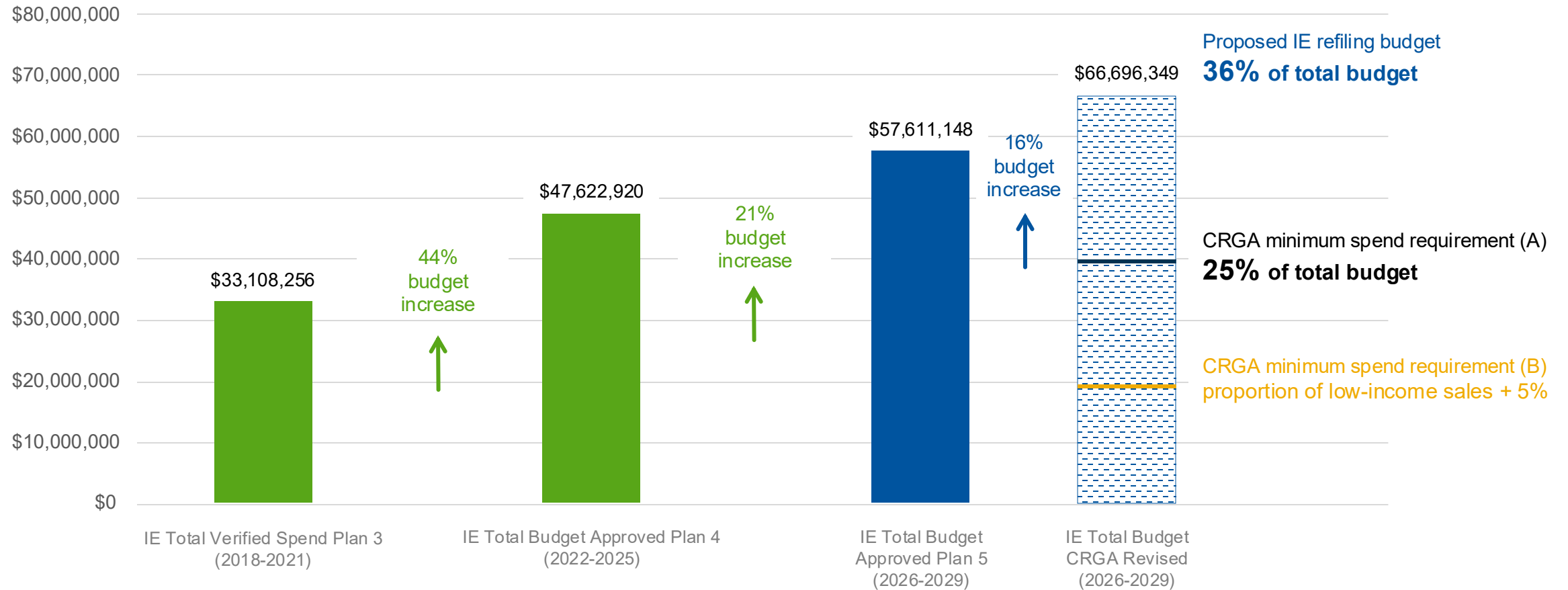
# CRGA Opportunity:

Balancing Portfolio for Customer and Environmental Impacts



# Income Eligible Program Investment

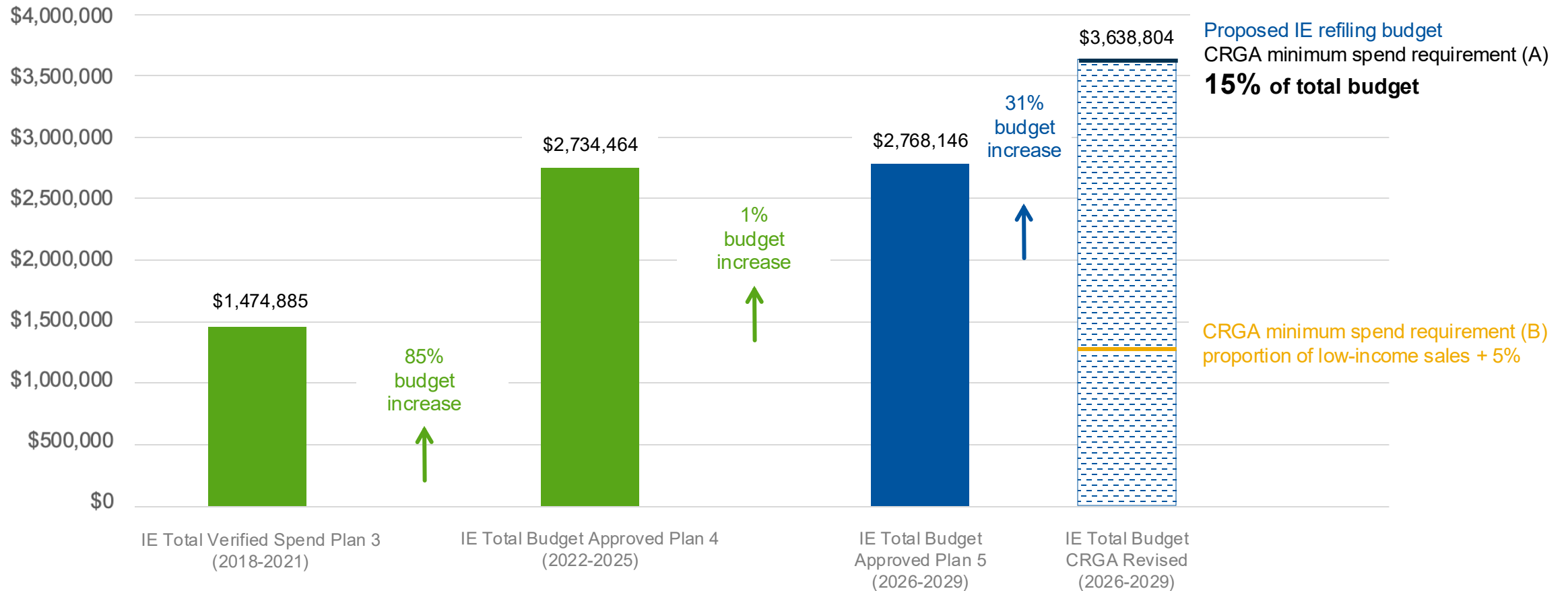
## Peoples Gas Income Eligible (IE) Budget Increases





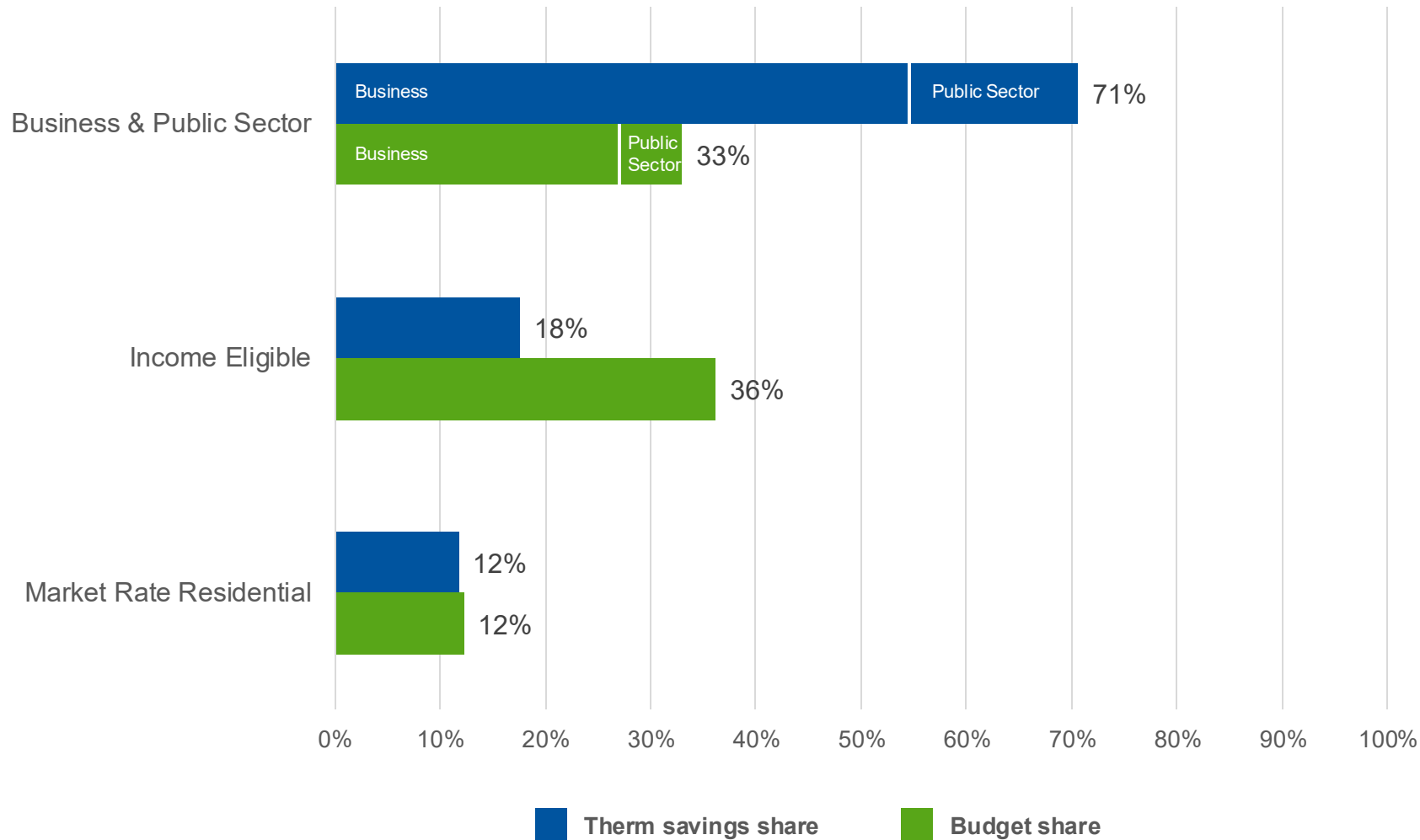
# Income Eligible Program Investment

## North Shore Gas Income Eligible (IE) Budget Increases





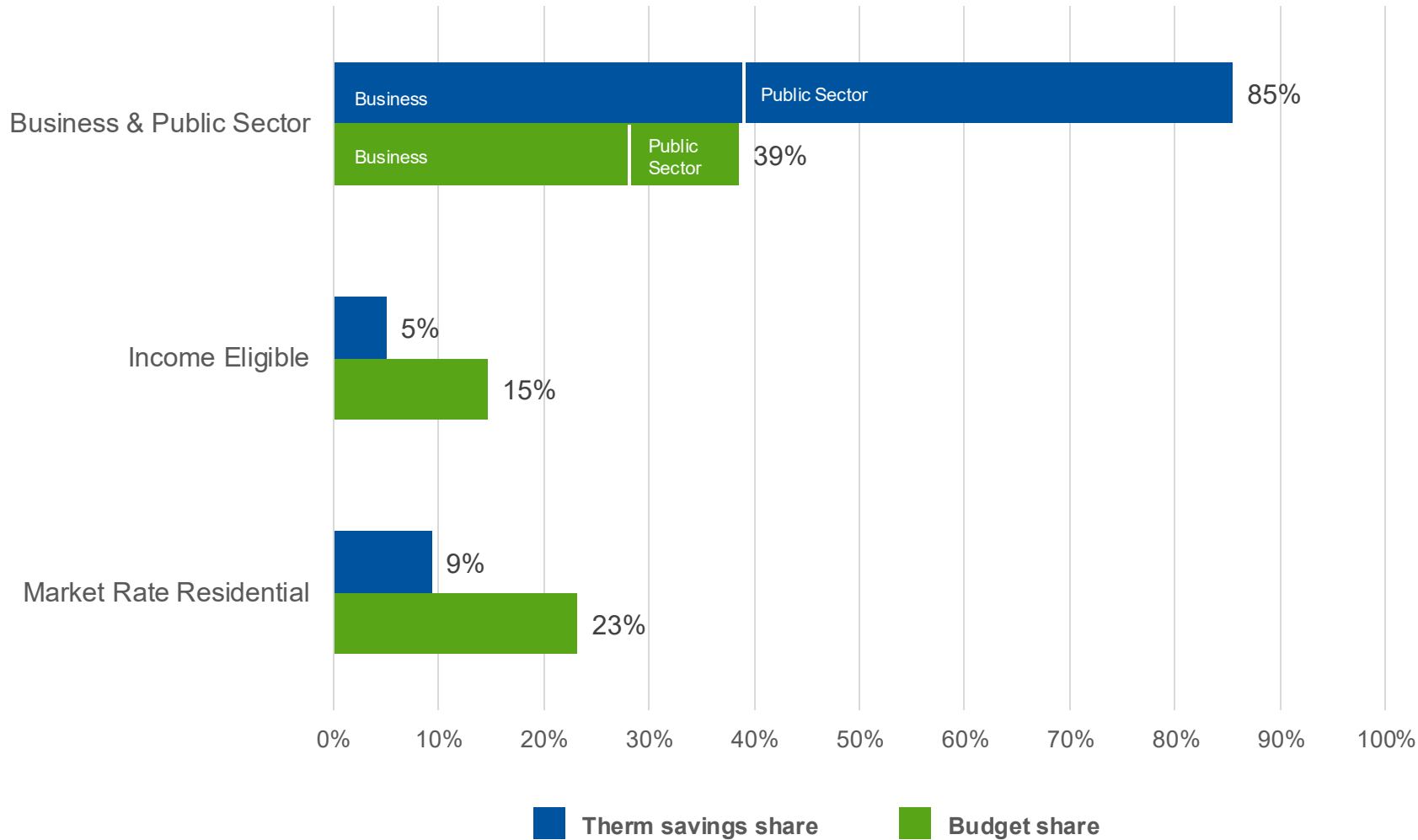
# Peoples Gas Balancing Portfolio Goals



- ### Key Highlights
- Increased investment in Business and Public Sector delivers cost-effective therm savings
  - Increased investment supporting our income eligible customers
  - Drives portfolio impacts for **both** customers and the environment



# North Shore Gas Balancing Portfolio Goals



## Key Highlights

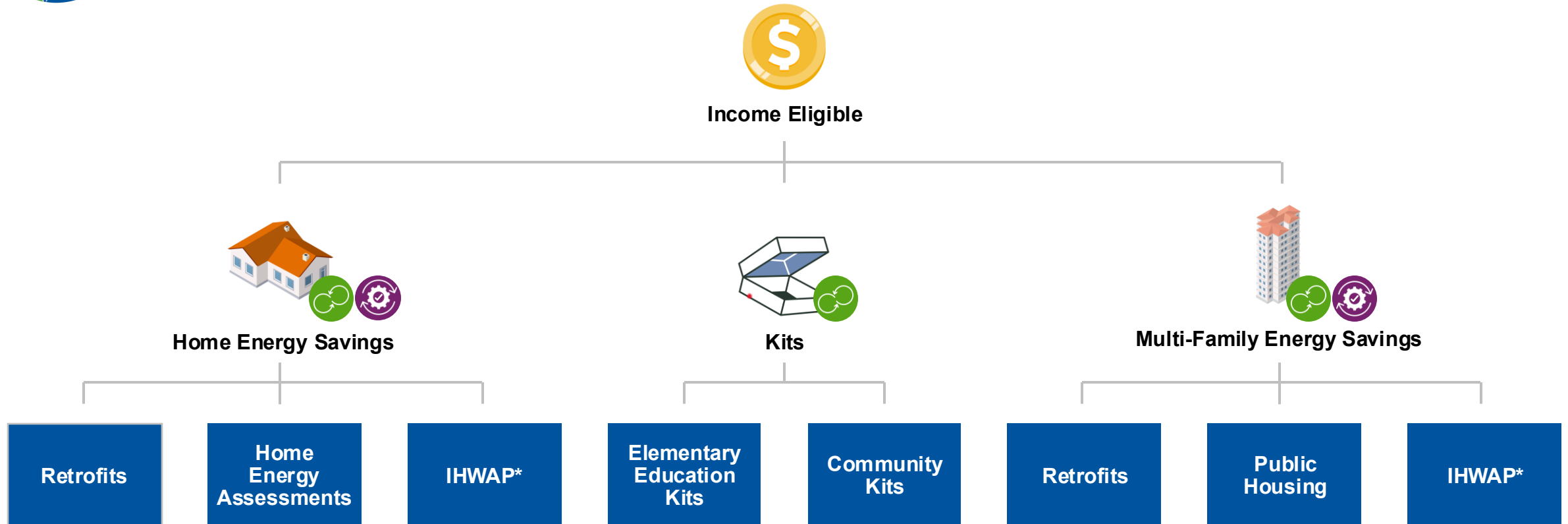
- Increased investment in Business and Public Sector delivers cost-effective therm savings
- Increased investment supporting our income eligible customers
- Drives portfolio impacts for **both** customers and environment

# CRGA Revision: Program Details

Income Eligible and Market Rate Residential



# Overview of Income Eligible Programs







\*Illinois Home Weatherization Assistance Program (IHWAP)


 Joint Programs


 Comprehensive Programs

# Income Eligible Program Details

Peoples Gas Energy Efficiency Program	2027–2029 Average (\$)		
	Approved Plan 5	CRGA Plan Revision	Total Change
 Home Energy Savings	\$4,353,142	\$6,367,498	\$2,014,356
 Multi-Family Energy Savings	\$9,137,400	\$9,807,813	\$670,413
<i>Comprehensive subtotal</i>	<i>\$13,490,542</i>	<i>\$16,175,311</i>	<i>\$2,684,769</i>
Kits	\$955,801	\$1,299,432	\$343,632
<b>Total</b>	<b>\$14,446,343</b>	<b>\$17,474,743</b>	<b>\$3,028,400</b>

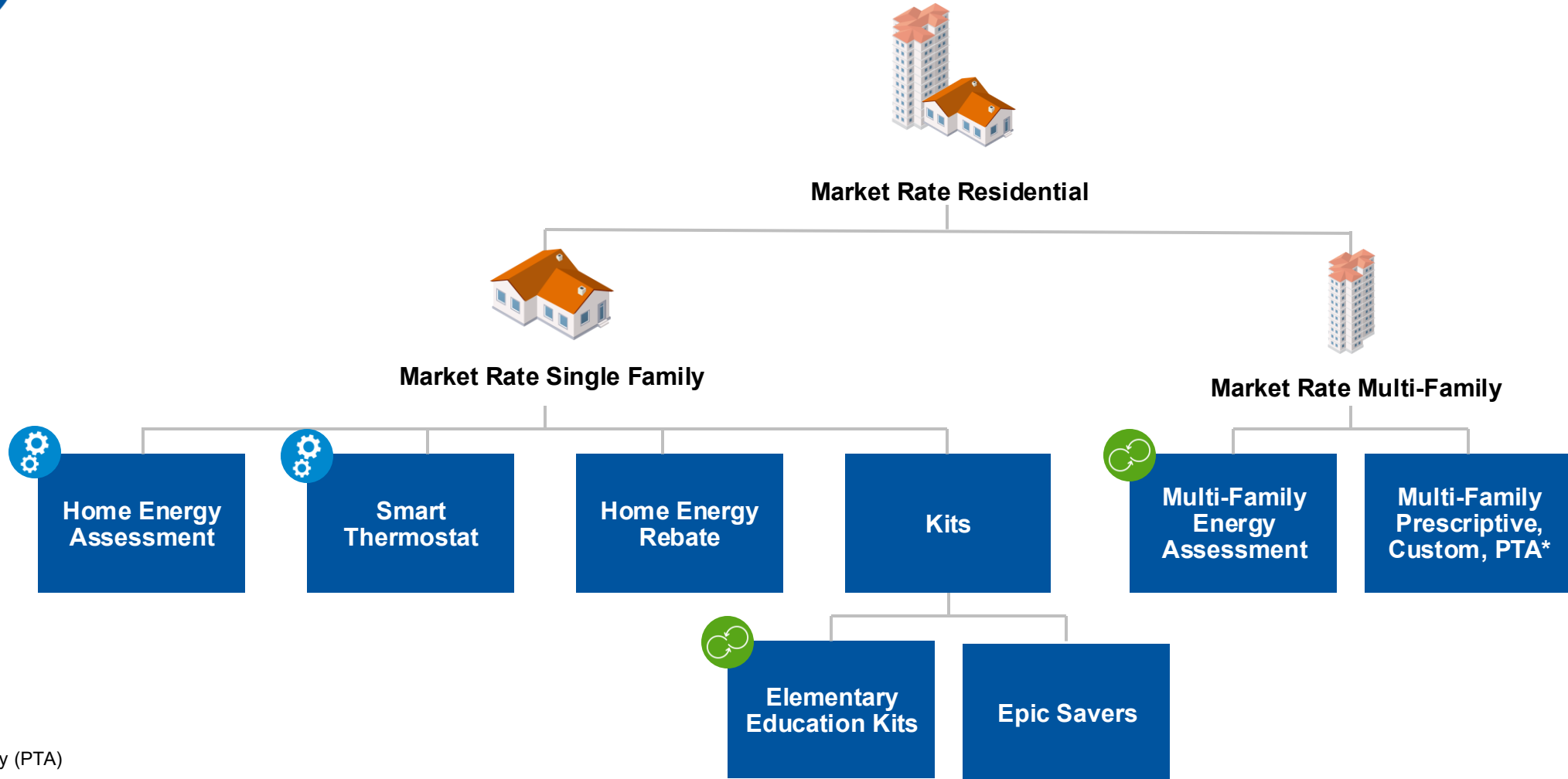
North Shore Gas Energy Efficiency Program	2027–2029 Average (\$)		
	Approved Plan 5	CRGA Plan Revision	Total Change
 Home Energy Savings	\$154,240	\$400,444	\$246,204
 Multi-Family Energy Savings	\$454,661	\$455,593	\$932
<i>Comprehensive subtotal</i>	<i>\$608,902</i>	<i>\$856,038</i>	<i>\$247,136</i>
Kits	\$87,211	\$130,294	\$43,083
<b>Total</b>	<b>\$696,112</b>	<b>\$986,332</b>	<b>\$290,219</b>

 Comprehensive Programs






# Overview of Market Rate Residential Programs



\*Partner Trade Ally (PTA)

 Joint Programs

 Coordinated Programs

# Market Rate Residential Program Details

Peoples Gas Energy Efficiency Program	2027–2029 Average (\$)		
	Approved Plan 5	CRGA Plan Revision	Total Change
Market Rate Single Family	\$2,183,597	\$2,726,880	\$543,282
Market Rate Multi-Family	\$1,636,305	\$2,354,654	\$718,349
<i>Market Rate Weatherization Subset</i>	<i>\$758,474</i>	<i>\$1,526,891</i>	<i>\$768,417</i>
Kits	\$269,990	\$1,013,103	\$743,113
<b>Total</b>	<b>\$4,089,892</b>	<b>\$6,094,636</b>	<b>\$2,004,744</b>

North Shore Gas Energy Efficiency Program	2027–2029 Average (\$)		
	Approved Plan 5	CRGA Plan Revision	Total Change
Market Rate Single Family	\$992,562	\$1,003,263	\$10,702
Market Rate Multi-Family	\$80,538	\$90,484	\$9,946
<i>Market Rate Weatherization Subset</i>	<i>\$421,591</i>	<i>\$655,626</i>	<i>\$234,035</i>
Kits	\$269,990	\$355,571	\$85,581
<b>Total</b>	<b>\$1,343,089</b>	<b>\$1,449,318</b>	<b>\$106,229</b>





# Next Steps and Q&A



# Next Steps

## Where We're Going

- **March 20, 2026:** Stakeholder feedback due
- **March 24, 2026:** Large Group SAG meeting — stakeholder feedback presentations
- **March 25, 2026:** Stakeholder non-disclosure agreement signatures due
- **April 21, 2026:** Negotiation meeting #1
- **May 4, 2026:** Negotiation meeting #2
- **May 15, 2026:** Stakeholder comments on draft plan + signed stipulation deadline
- **June 1, 2026:** Plan filing deadline

# Question and Answer

Thank You

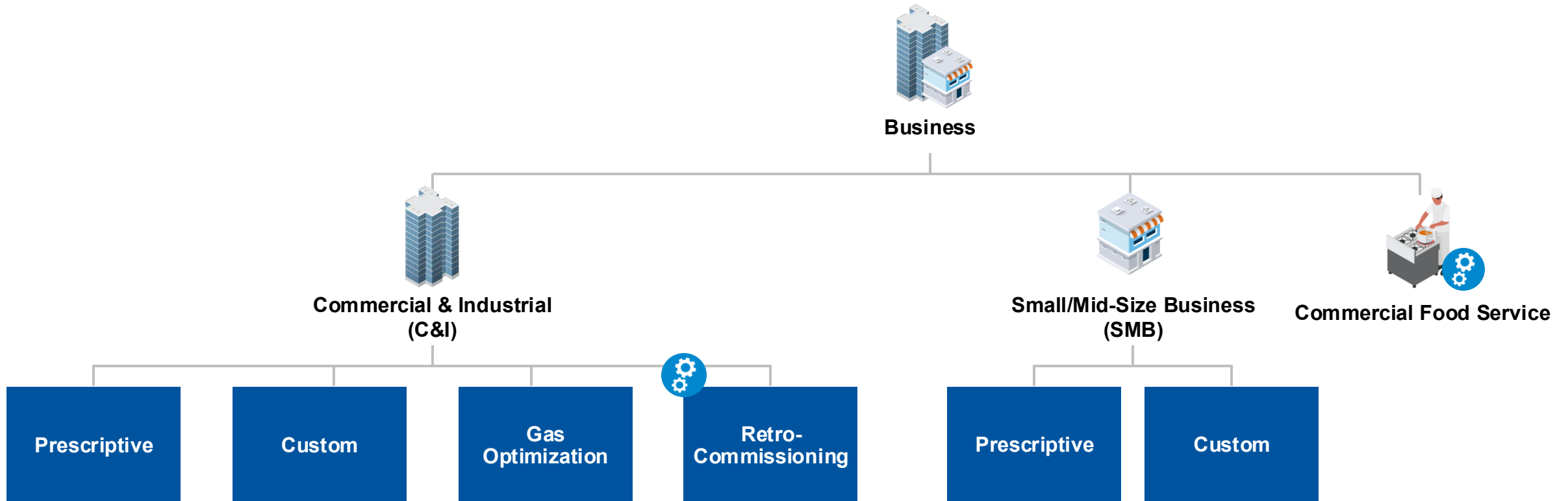




# Appendix



# Overview of Business Programs




Coordinated Programs

# Business Program Details

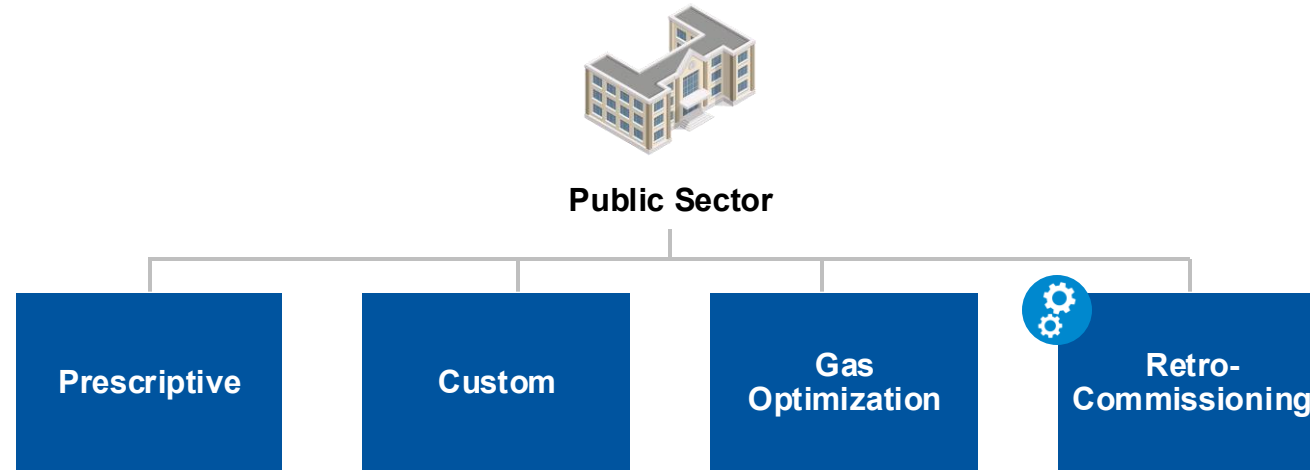
Peoples Gas Energy Efficiency Program	2027–2029 Average (\$)		
	Approved Plan 5	CRGA Plan Revision	Total Change
C&I Prescriptive	\$1,962,767	\$5,711,255	\$3,748,489
C&I Custom	\$590,818	\$1,711,197	\$1,120,379
C&I Gas Optimization	\$146,656	\$146,656	\$0
C&I Retro-Commissioning	\$111,446	\$111,446	\$0
Commercial Food Service	\$242,575	\$244,474	\$1,899
SMB Prescriptive	\$2,117,604	\$3,165,147	\$1,047,543
SMB Custom	\$193,910	\$302,581	\$108,671
<b>Total</b>	<b>\$5,365,776</b>	<b>\$11,392,757</b>	<b>\$6,026,981</b>

North Shore Gas Energy Efficiency Program	2027–2029 Average (\$)		
	Approved Plan 5	CRGA Plan Revision	Total Change
C&I Prescriptive	\$558,848	\$1,090,052	\$531,203
C&I Custom	\$148,398	\$300,355	\$151,957
C&I Gas Optimization	\$29,193	\$29,193	\$0
C&I Retro-Commissioning	\$18,602	\$18,602	\$0
Commercial Food Service	\$21,138	\$21,138	\$0
SMB Prescriptive	\$328,790	\$329,824	\$1,034
SMB Custom	\$51,244	\$52,085	\$841
<b>Total</b>	<b>\$1,156,214</b>	<b>\$1,841,250</b>	<b>\$685,036</b>







# Overview of Public Sector Programs



# Public Sector Program Details

Peoples Gas Energy Efficiency Program	2027–2029 Average (\$)		
	Approved Plan 5	CRGA Plan Revision	Total Change
Prescriptive	\$2,366,515	\$5,141,374	\$2,774,859
Custom	\$430,862	\$919,651	\$488,790
 Gas Optimization	\$56,228	\$59,887	\$3,659
Retro-Commissioning	\$20,351	\$21,673	\$1,322
<b>Total</b>	<b>\$2,873,956</b>	<b>\$6,142,585</b>	<b>\$3,268,630</b>

North Shore Gas Energy Efficiency Program	2027–2029 Average (\$)		
	Approved Plan 5	CRGA Plan Revision	Total Change
Prescriptive	\$385,392	\$639,037	\$253,646
Custom	\$47,806	\$77,785	\$29,978
 Gas Optimization	\$62,813	\$63,736	\$922
Retro-Commissioning	\$10,003	\$10,150	\$147
<b>Total</b>	<b>\$506,015</b>	<b>\$790,707</b>	<b>\$284,693</b>

\*Note that the portfolio meets the minimum Public Sector spending requirement of 30% of non-residential spending as defined in the Public Utilities Act (220 ILCS 5/8-104(e-5)).



Coordinated Programs

